

# SEATS, TABLES & ACCESSORIES 08

## BOAT SEAT GUIDES

Mounting Patterns .....	8.02
Vinyl Colour Swatches .....	8.02
Marine Grade Vinyl Material.....	8.02

## BOAT SEATS

Flip-Up Seats .....	8.03 - 8.07, 8.11
Folding Seats .....	8.07 - 8.11
Double Bench Seats .....	8.08
Moulded Plastic Seats.....	8.10 - 8.11
Seat Covers .....	8.11
Seat Cushions .....	8.12
Fibreglass Seat Bases .....	8.13

## SEAT PEDESTALS & TOPS

Folding Seat Leg .....	8.13
Box Pedestals .....	8.13
Pedestal Posts .....	8.13 - 8.14
Pedestals with Swivel Top.....	8.14, 8.16
Pedestals with Swivel & Slide Top.....	8.15
Suspension Pedestals.....	8.16
Pedestal Foot Rest.....	8.16
Seat Swivel & Slide Tops.....	8.17
Seat Slide.....	8.18
Seat Swivels.....	8.18 - 8.19

## TABLES, PEDESTALS & TOPS

Camping Table .....	8.19
Plastic Table Tops.....	8.19
Table Pedestals.....	8.20 - 8.21
Folding Table Brackets.....	8.21



Please note that this catalogue is a guide.

All seats and accessories have a specific installation procedure. Always follow the manufacturer's instructions when installing any of the products.

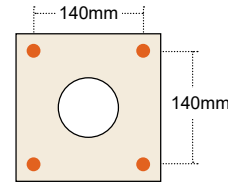
### Mounting Patterns

Most of our seating range uses the swivel and slide mount hole pattern. To make the selection more simple, please refer to the diagrams listed with each chair to see which mount type is recommended.

**Standard 7" x 7" Swivel Mount Hole Pattern:**

This pattern is the most commonly used plate for mounting marine chairs, pedestals, slides and swivels.

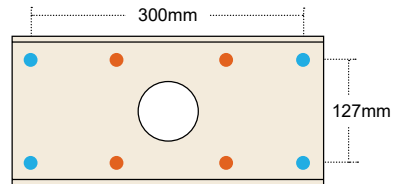
Mounting pattern size: 140mm x 140mm.



**Swivel and Slide Mount Hole Pattern:**

Designed to suit the heavier helm seats that accommodate a seat slide.

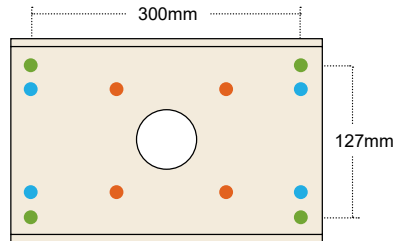
Mounting pattern size: 300mm x 127mm.



**Extra-Wide Slide Mount Hole Pattern:**

Extra-wide design to give added strength and support for use with larger seats such as the RS56 Blue-Water Flip-Up Seat.

Mounting pattern size: 280mm x 240mm.



### Vinyl Colour Swatch

Colour illustrations displayed are a guide to help match some of the common colours used through our seating range. For OEM customers we can offer a seat colour swatch customisation. Contact your sales representative to customise a seat from our range.



### Marine Grade Vinyl Material - 10m Roll

Available to match upholstery to the seats.

- Material width: 1.37m
- 50m rolls available upon request.

Part No.	Colour
JPW2954	Off-White
JPW2955	Mid Grey
JPW2956	Dark Grey
JPW2959	Dark Blue
JPW2960	Black
JPW2961	White
JPW2962	Red
JPW2963	Dark Blue Carbon Fibre
JPW2964	Light Grey Carbon Fibre
JPW2965	Dark Grey Carbon Fibre
JPW2966	Black Carbon Fibre
JPW2967	Cognac



**Please note:** Although we have endeavoured to match the material colour, this is merely a rough guide and should not be a substitute for seeing the actual product.

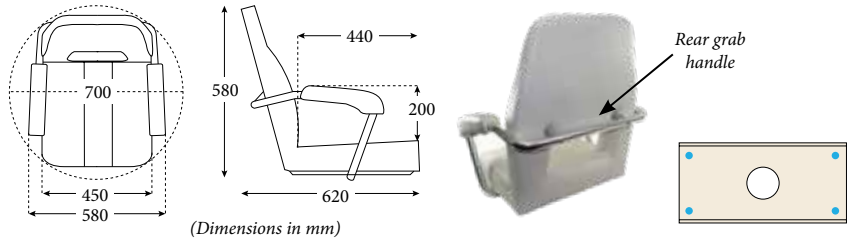
### MO45 MINI MOJO Deluxe MK2 Boat Seat

The heavy-duty MINI MOJO is designed with comfort and simplicity in mind. The compact frame doubles as a rear grab handle and makes it particularly suited to medium sized boats with limited space.

- Lightweight and durable anodised aluminium frame.
- UV-resistant marine vinyl upholstery and heavy-duty stitching.
- Sturdy back and arm supports, heavily padded for maximum comfort.
- Weight 7.5kg



Part No.	Vinyl Colour
JPW2731	Off-White
JPW2732	Dark Blue Carbon / Off-White
JPW2733	Dark Grey / Light Grey Carbon
JPW2734	Black Carbon / Mid Grey



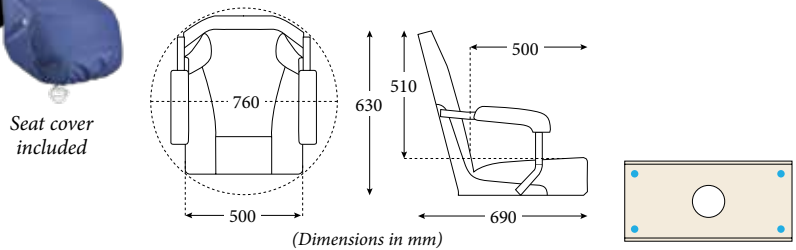
### MOJO Deluxe Helm Seat

The MOJO boat seat is a high quality, top end boat seat and has been carefully designed to a superior standard. On a solid stainless steel frame, thick comfortable foam padding has been added to the seats' base, arm and back for extra support, finished in marine-grade, heavy duty, soft vinyl upholstery.

- 316-grade stainless steel frame and arm rests.
- Generously sized (wide and deep seat).
- Padded seat, back and arm rests.
- Seat cover included with seat.
- Weight 16.5kg



Part No.	Vinyl Colour
JPW2744	Dark Blue Carbon / Light Grey Carbon
JPW2745	Off-White
JPW2748	Black Carbon / Black
JPW2749	Dark Grey Carbon / Light Grey Carbon



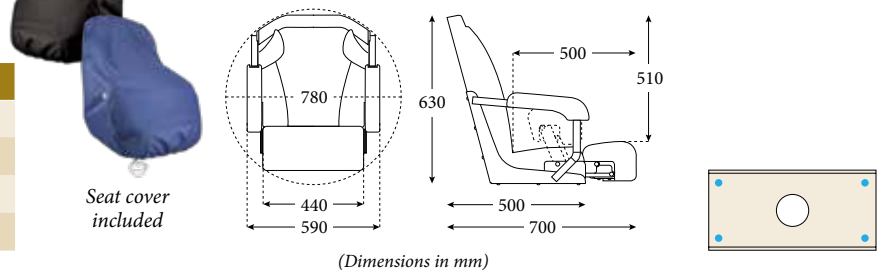
### MOJO Deluxe Flip-Up Helm Seat

The Flip-Up seat design is based on the original MOJO Deluxe above, but with an additional flip-up bolster. This provides more space and a comfortable leaning post whilst standing.

- 316-grade stainless steel frame, hinges and arm rests.
- Flip-up bolster with high density foam.
- Weight 17kg



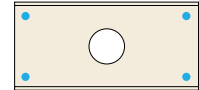
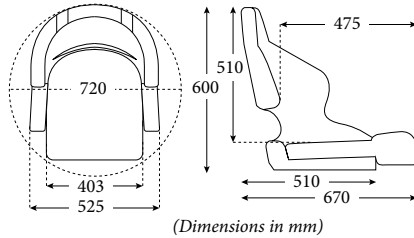
Part No.	Vinyl Colour
JPW2725	Dark Blue Carbon / Off-White
JPW2726	Dark Grey Carbon / White
JPW2727	White
JPW2728	Dark Grey Carbon / Black



### H52 Compact Seat Non Flip-Up

The H52 non flip-up is a very strong and comfortable seat made with a rotationally-moulded bucket style internal frame and upholstered with soft marine-grade vinyl. This seat offers a compact fit to give you more support on the water.

- Non flip-up H52 model.
- Fully padded with premium foam.
- Soft marine-grade vinyl.
- Weight 9.5kg



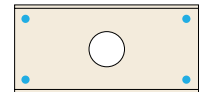
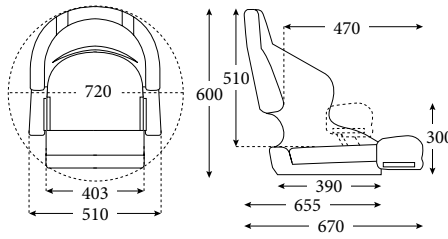
Part No.	Vinyl Colour
JPW2778	Black Carbon / Off-White
JPW2779	Dark Grey / Mid Grey

(Dimensions in mm)

### H52 Compact Flip-Up Seat

The H52 Compact Flip-Up Seat is an extremely smart looking boat seat with a hinged front bolster cushion that lifts and folds up allowing the helmsman to stand and lean against the seat with greater comfort.

- A tighter snug fit gives you more support either sitting or standing at the helm.
- Weight 9.5kg



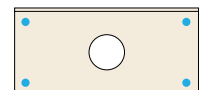
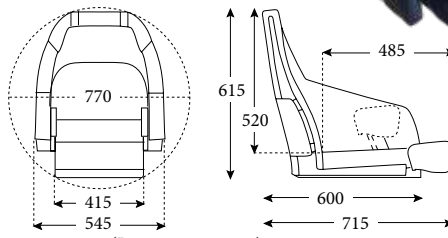
Part No.	Vinyl Colour
JPW2760	Cognac / Black
JPW2761	Black Carbon with Aqua Stitching
JPW2762	Black Carbon with Yellow Stitching
JPW2763	Dark Blue Carbon / Mid Grey
JPW2768	Dark Grey / Mid Grey
JPW2769	Black Carbon / Off-White
JPW2774	Black Carbon with Red Stitching

(Dimensions in mm)

### HM51 Flip-Up Bucket Helm Seat

Compact seat with a hinged front bolster cushion that lifts and folds up to assist standing at the helm.

- Deep bucket style boat seat.
- Built-in elastic storage pocket in back of seat (350 x 250mm)
- Generously sized with integral arm rests.
- Heavy duty rotationally moulded base.
- Weight 10kg




Part No.	Vinyl Colour
JPW2801	Off White / Dark Blue
JPW2802	Mid Grey / Dark Grey

(Dimensions in mm)

### RM52 Flip-Up Seat

With a similar style to the popular H52 compact seat, the new RM52 has a more sportier look and includes two back openings to allow for more airflow. The bottom cushion has extra bolster length than most styles to accommodate for longer legs and results in a more comfortable seat.

- Flip-up bolster with high density foam.
- Weight: 10kg



Part No.	Vinyl Colour
JPW2815	Black Carbon / Black
JPW2816	Black Carbon / White

### MB70 Flip-Up Seat

The MB70 helm seat features a flip-up bolster and high back design with opening for extra comfort and support. The hinged front bolster cushion lifts and folds up, allowing the helmsman to stand and lean against it with greater comfort.

- Padded arm rests support the arms.
- Heavily padded for maximum comfort.
- UV-resistant marine vinyl upholstery and heavy-duty stitching.

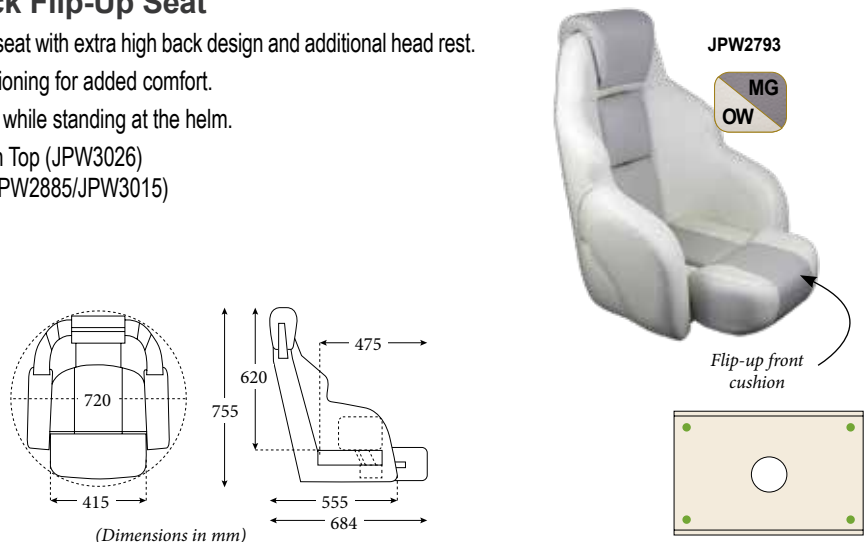


Part No.	Vinyl Colour
JPW2818	Off White / Dark Blue
JPW2819	Off White / Carbon Black

### RS56 Blue-Water High Back Flip-Up Seat

The RS56 is a very comfortable large flip-up seat with extra high back design and additional head rest.

- Extra high back seat, extra width and cushioning for added comfort.
- Flip-up front cushion for a comfortable ride while standing at the helm.
- Use with the Extra-Wide Gas Pedestal with Top (JPW3026) or Extra-Wide Top with Slide and Swivel (JPW2885/JPW3015)
- Weight 13.5kg

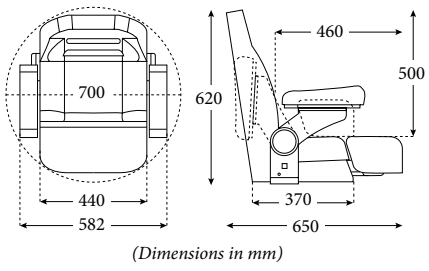


Part No.	Vinyl Colour
JPW2793	Off-White / Mid Grey

### HM58/HM59 Flip-Up Helm Master Seat

Premium quality boat seat features a flip-up bolster, high back and padded flip-up arm rests. Heavy duty rotationally-moulded plastic base frame is light weight and durable.

- Flip-up bolster and arm rests.
- UV-resistant marine vinyl upholstery and heavy-duty stitching.
- Anodised aluminium and stainless steel frame.
- Heavily padded for maximum comfort.
- Sturdy back and arm supports.
- Weight 14.25kg

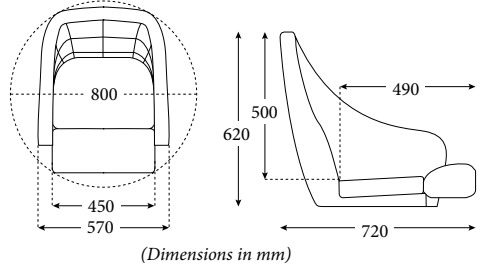


Part No.	Vinyl Colour
JPW2720	White
JPW2721	Mid Grey / Dark Grey Carbon
JPW2722	Off-White / Black Carbon
JPW2823	Black / Cognac

### The Ocean 51 Flip-Up Seats

The Ocean 51 flip-up bolster is a very comfortable padded seat. Made from a rotationally-moulded base and frame that is fully padded and finished in marine-grade vinyl upholstery.

- Additional elastic storage pocket in back of seat (630 x 250mm)
- Comfortable when sitting or standing (thick foam padding).
- Generous width with integral arm rests.
- Aluminium internal frame and hinges.
- Heavy duty rotationally-moulded base.
- Weight 12.1kg

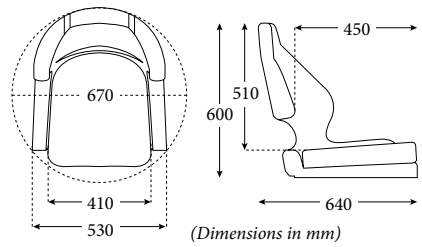


Part No.	Vinyl Colour
JPW2750	Off-White / Dark Blue
JPW2754	Mid Grey / Dark Grey

### M52S Helm Sports Bucket Seat

Very comfortable padded and upholstered bucket style seat in a compact overall size. Heavy duty rotationally-moulded plastic base frame is light weight, strong and supportive.

- Thick premium-grade foam padding.
- Marine-grade heavy duty vinyl upholstery.
- Compact bucket style design.
- Weight 6kg

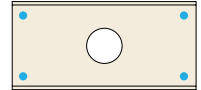
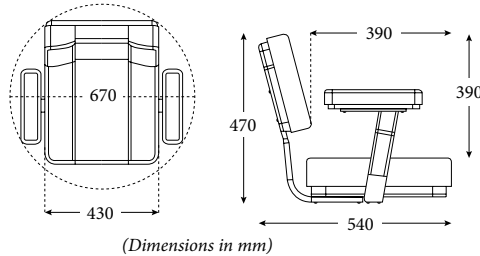


Part No.	Vinyl Colour
JPW2829	Off-White
JPW2831	Mid Grey / Dark Blue
JPW2832	Light Grey Carbon / Black Carbon

### Deluxe Captain Seat

The Deluxe Captain seat is a good looking and well finished heavy duty marine helm seat. Made from a heavy duty rotationally moulded base and back rest with anodised aluminium connecting back and arm supports.

- Comes with stainless steel mounting hardware.
- Weight 7.5kg

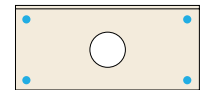
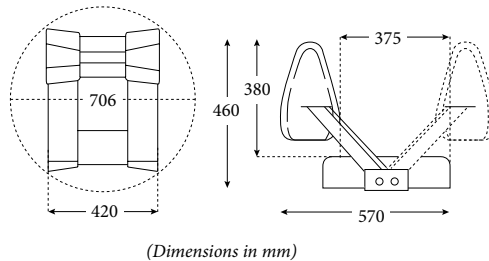
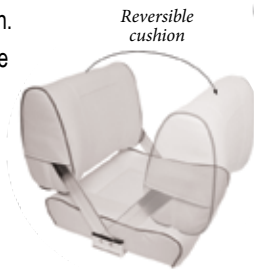


Part No.	Vinyl Colour
JPW2934	Off-White
JPW2936	Dark Grey / Mid Grey

### ST45 Two Way Flip-Back Seat

A reversible seat with a slim width to allow more room in the cabin. The seat will simply flip back to allow you to face in either direction.

- Two-way flip back design.
- Heavy duty marine grade vinyl upholstery.
- High grade padded foam.
- Weight 8.5kg

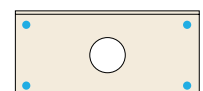
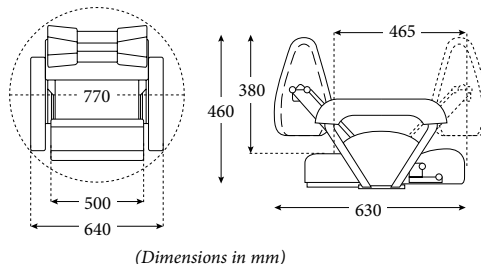


Part No.	Vinyl Colour
JPW2756	Mid Grey / Dark Grey Carbon
JPW2757	Off-White with Black Piping
JPW2758	Dark Blue with Dark Blue Piping
JPW2759	Dark Blue with Off-White Piping

### ST46 Flip-Up Flip-Back Seat

The ST46 Flip-Up Flip-Back helm seat is very unique with its two-way flip forward/back and flip-up features combined in the one seat.

- Comfortable and versatile double-sided cushion for facing forward or back.
- Marine-grade vinyl covered padded cushions.
- Rotationally-moulded base and back.
- Aluminium connecting frame and hinges.
- Weight 13.5kg

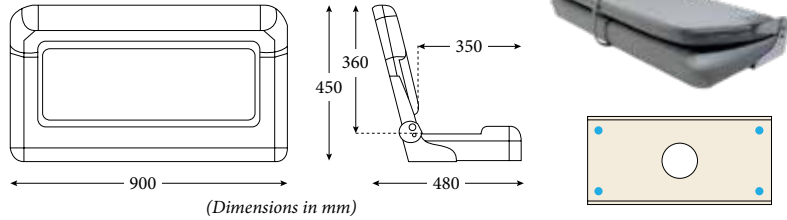


Part No.	Vinyl Colour
JPW2823	Dark Grey / Mid Grey
JPW2824	Dark Blue / Off-White
JPW2825	White

### S90 Double Folding Seat

This double folding seat is made from a heavy duty rotationally-moulded base, fully upholstered with heavy duty stainless steel hinges and marine grade vinyl over thick premium foam padding.

- Perfect for boats requiring seating for two.
- UV-stabilised marine upholstery.
- Can be used with a box or pedestals.
- Two slide mount brackets required for mounting.
- Other trim colours available for bulk orders.
- Weight 12kg

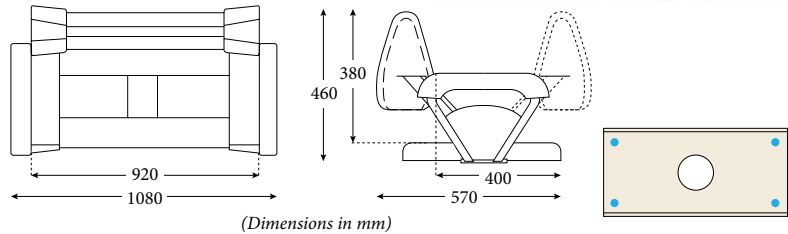


Part No.	Vinyl Colour
JPW2826	Off-White / Black Piping
JPW2827	Mid Grey / Dark Grey Piping
JPW2837	Black Carbon / Light Grey Carbon

### ST90 Double Flip-Back Seat

This unique double flip-back seat with triangular arms allows facing for a front or back seating direction. Made with a rotationally-moulded base and back rest covered with heavy duty marine-grade vinyl over premium foam padding.

- Suits a box mounting or two fixed pedestal and two slide-mount brackets.
- Other trim colours available for bulk orders.
- Weight 14kg

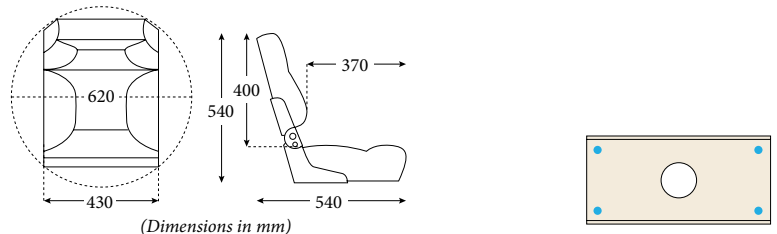


Part No.	Vinyl Colour
JPW2828	Off-White with Dark Blue Piping

### Deluxe Hi-Back Padded Folding Seat

A stylish and comfortable deluxe folding seat, with thick foam padding for extra comfort and a high back rest. Heavy duty moulded plastic inner frame and covered in marine-grade vinyl.

- Corrosion-resistant aluminium non-pinch hinges.
- Heavy duty moulded base.
- Vinyl strap and stud to secure when folded.
- Weight 3.6kg



Part No.	Vinyl Colour
JPW2781	Mid Grey / Dark Grey
JPW2782	Off-White / Dark Blue



### S40 Folding Padded Seat

The S40 folding seat is covered with marine-grade upholstery over extra thick premium grade foam padding.

- Non-pinch aluminium hinges.
- Weight 3.6kg



Folded seat



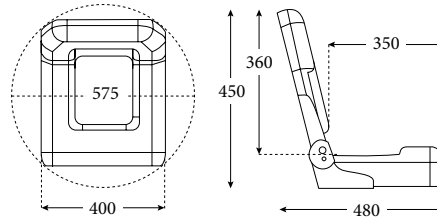
DB  
OW

JPW2790

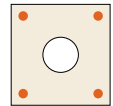


RD  
OW

JPW2791



(Dimensions in mm)



Part No.	Vinyl Colour
JPW2790	Off-White / Dark Blue Piping
JPW2791	Off-White / Red

### SC40 Folding Padded Seat

Comfortable and economical folding seat for dinghies and small boats.

- Thick marine grade foam padding and UV-stabilised vinyl upholstery.
- Stainless steel non-pinch hinges and heavy duty moulded plastic inner frame.
- Strap and press stud to secure seat when folded.
- Weight 3.6kg



Folded seat



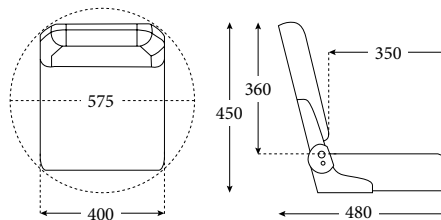
MG  
DG

JPW2785

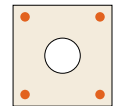


OW  
DB

JPW2786



(Dimensions in mm)



Part No.	Vinyl Colour
JPW2785	Dark Grey with Mid Grey Piping
JPW2786	Dark Blue with Off-White Piping

### SS48 Padded Folding Seat

A robust plastic folding padded seat with pinch safe locking hinges and double stitched soft marine grade vinyl upholstery.

- Removable padded cushions for easy repair.
- Added mesh pocket in the back for storage.
- Double-stitched.
- Weight 3.8kg



Folded seat



MG  
DG

JPW2766



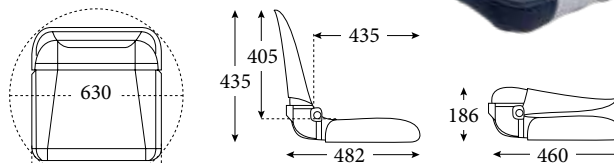
MG  
DB

JPW2765

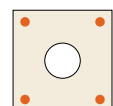


OW  
DB

JPW2764



(Dimensions in mm)

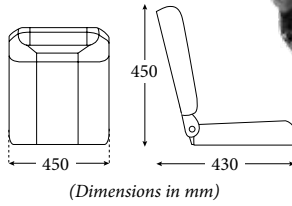


Part No.	Vinyl Colour
JPW2764	Dark Blue / Off-White
JPW2765	Dark Blue / Mid Grey
JPW2766	Dark Grey / Mid Grey

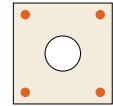
### Navigator Folding Padded Seat

This attractive folding seat has pinch-safe hinges to protect your fingers from being caught when folding the seat to the upright position.

- Marine grade vinyl upholstery.
- Padded vinyl cushioned seat.
- Pinch-safe plastic hinges.
- Weight 5.3kg



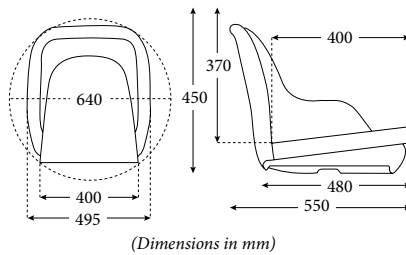
Part No.	Vinyl Colour
JPW2915	Grey / Black



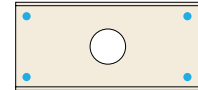
### AD49 Moulded Boat Seat

Heavy duty rotationally moulded base and frame, covered with UV resistant soft vinyl cushioning.

- Small frame and turning circle.
- Extra-thick premium-grade foam padding.
- Pre-drilled seat base.



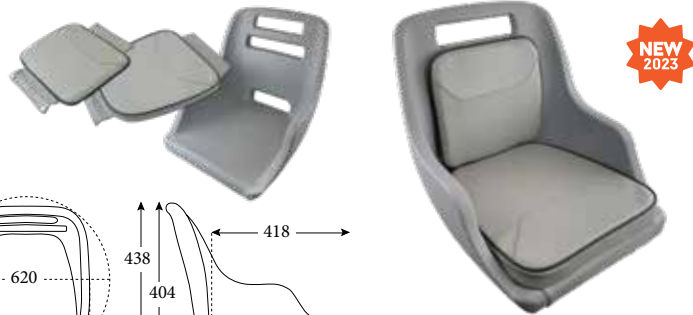
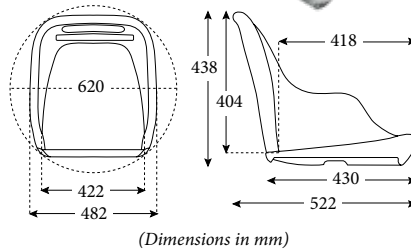
Part No.	Vinyl Colour
JPW2901	Mid Grey / Dark Grey



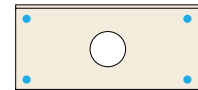
### AD49R Moulded Boat Seat with Removable Cushions

Similar style to the AD49 above, but with a UV-resistant moulded grey PE plastic seat shell and removable cushions.

- Small frame and turning circle.
- Removable backrest and seat cushions with stainless steel press studs.
- Pre-drilled seat base.



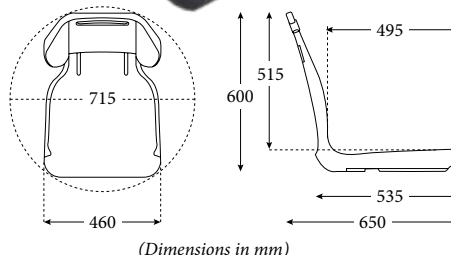
Part No.	Vinyl Colour
JPW2901	Mid Grey with Dark Grey Piping



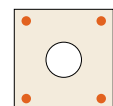
### Moulded Plastic Boat Seat Shell

Simple yet comfortable mid grey shell seat made from lightweight durable UV resistant plastic in Mid-Grey colour.

- Complete rational moulded one piece design.
- Tough frame with high back rest.
- Cutout grab handle.
- Includes 4x stainless steel mount screws.
- **JPW2808:** includes removable grey cushions on both the back and base.
- Weight 7kg / 8.5kg (with cushions)



Part No.	Vinyl Colour
JPW2805	no cushion
JPW2808	Dark Grey / Mid Grey



### Explorer Folding Seats - Padded & Non-Padded

The Explorer folding seat is a shell-type seat made of durable UV-stabilised injection-moulded grey plastic, available with or without foam pads on both back and base. The seat back is hinged and a vinyl press stud strap retains the seat in the folded position.

- Pre-drilled seat base.
- Dimensions: 450mm (L) x 520mm (W) x 390mm (H)
- Weight 2.7kg / 3.2kg (with cushions).

Part No.	Vinyl Colour
JPW2905	no cushion
JPW2909	Grey
JPW2911	Charcoal / Grey




### Flip-up Folding Jump Seat

A flip-up seat features a strong durable aluminium bracket with self-supporting hinges that eliminate the need for seat legs. A multi-purpose seat that's perfect for smaller boats with limited space.

- Heavy duty marine grade vinyl upholstery.
- Dimensions: 440mm (L) x 420mm (W)
- Weight rating (dynamic load): 100kg
- Overall bracket width: 457mm
- Weight 4.2kg

Part No.	Vinyl Colour	Bracket Finish
JPW2851	Off-White with Black Piping	Powder Coated
JPW2855	White with White Piping	Polished



### Universal Boat Seat Cover - Grey

Easy to fit and effective solution to protecting your seats from weathering and deterioration.

- Dope dyed polyester 240 g/m<sup>2</sup> (7.08 oz/yd<sup>2</sup>)
- Shock cord in hem for a tight fit around pedestal mounted seats.
- Small cover includes webbing and buckle to cover folded seats.

Part No.	Cover Size	Suits Seat Types	Dimensions (mm)		
			A	B	C
JPW11403	Small	Small folding or pedestal seats	480	460	510
JPW11404	Large	Helm, bucket or fixed back seats	670	600	560

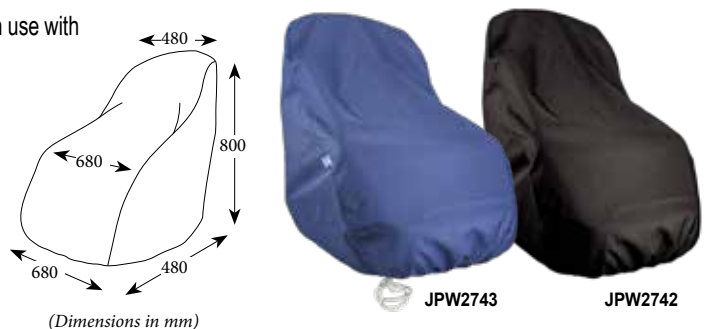


### Weatherproof Seat Cover

Keep your boat seat protected from the elements when it's not in use with this UV protected versatile, durable seat cover.

- Suits a wide variety of the larger helm, bucket seat models.
- Includes a tightening cord to keep it secure over the seat.
- Mildew and water resistant.

Part No.	Colour
JPW2742	Black
JPW2743	Navy Blue



**Oceansouth Boat Bench Seat Cushions**



Made of UV-resistant PVC fabric, supplied with male and female marine grade press-stud fittings, for removal from the bench when not in use.

- Dense 50mm thick foam.



Part No.		Width (mm)	Length (mm)
Blue	Grey		
JPW11271-1	JPW11271-2	300	600
JPW11271-3	JPW11271-4	400	600
JPW11271-5	JPW11271-6	300	1200
JPW11271-7	JPW11271-8	400	1200
JPW11271-9	JPW11271-10	400	1500

**Oceansouth Weatherproof Boat Bench Seat Cushions**



Made of UV and weather resistant, polyester marine fabrics with heavy-duty PVC mesh backing. Supplied with male and female marine grade press-stud fittings, for removal from the bench when not in use.

- Removable cover with marine grade #5 Derlin zippers.
- Dense 65mm thick foam.



Part No.		Width (mm)	Length (mm)
Blue	Grey		
JPW11273-1	JPW11273-2	300	450
JPW11273-3	JPW11273-4	300	1200
JPW11273-5	JPW11273-6	370	450
JPW11273-7	JPW11273-8	370	1200
JPW11273-9	JPW11273-10	370	1300
JPW11273-11	JPW11273-12	370	1400
JPW11273-13	JPW11273-14	370	1500
JPW11273-15	JPW11273-16	370	1600
JPW11273-17	JPW11273-18	370	1800
JPW11273-19	JPW11273-20	420	450
JPW11273-21	JPW11273-22	420	1600
JPW11273-23	JPW11273-24	420	1700
JPW11273-25	JPW11273-26	420	1800

**Oceansouth Bench Seat Cushions with Side Pockets**



Made of UV-resistant PVC fabric with side pockets for easy storage of various items. Supplied with male and female marine grade press-stud fittings, for removal from the bench when not in use.

- Dense 50mm thick foam.



Part No.		Width (mm)	Length (mm)
Blue	Grey		
JPW11272-1	JPW11272-2	300	600
JPW11272-3	JPW11272-4	400	600
JPW11272-5	JPW11272-6	300	1200
JPW11272-7	JPW11272-8	400	1200
JPW11272-9	JPW11272-10	400	1500



### Viper Pro Series Fibreglass Seat Base

This base bolts directly to the floor and has a solid top ready to mount your seat base or swivel base.

- Manufactured from the highest grade fibreglass.
- Finished in a gloss white gel-coat.

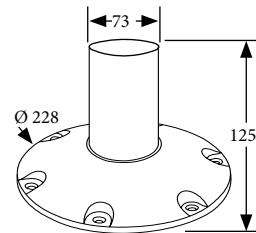


Part No.	Dimensions H x W x D (mm)
JPW3041	475 x 485 x 485

### Seat Box Pedestal - No Top

A fixed height anodised aluminium pedestal, perfect for mounting on top of seat boxes.

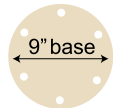
- Top sold separately.



(Dimensions in mm)



Part No.	Description
JPW3016	Box Pedestal with 73mm Post
JPW3018	Swivel slide top to suit



### Viper Pro Series Fibreglass Seat Base with Tackle Locker

Seat base made from high grade fibreglass finished in a gloss white gel-coat, fitted with 316-grade stainless steel tackle locker.

- Includes 7 storage boxes (2 large, 5 small).
- Left or right hand opening door with pull handle and key-lock.
- Tackle Locker is polished to a mirror finish.

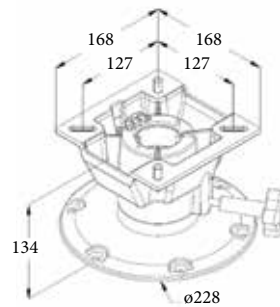


Part No.	Dimensions H x W x D (mm)
JPW3042	475 x 485 x 485

### Seat Box Pedestal Swivel Top and Base

Seat swivel top and base with a 73mm diameter pedestal post, perfect for mounting on top of seat boxes.

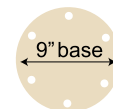
- The top is made from cast aluminium and powder-coated grey.
- The base is made from marine-grade anodised aluminium.



(Dimensions in mm)



Part No.	Height (mm)
JPW3033	134



### Folding Seat Leg

A simple yet effective fold down mechanism firmly locks the seat leg in the up or down position.

- Made of anodised aluminium.



Part No.	Length (mm)
JPW2882	630

### Plug-In Pedestal Post Only

Plug-in seat or table pedestal only, with special mounting to suit the Plug-In Seat Pedestal Base (JPW3088). The unique notched keyed design prevents rotation in the base when seat is fitted.

- Top sold separately.



JPW3088  
Plug-in base

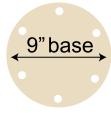


Part No.	Height (mm)	Diameter (mm)
JPW3016	415	60
JPW3088	Plug-in base to suit	
JPW3017	Swivel top to suit	
JPW2886	Swivel & Slide top to suit	

### Fixed Height Seat Pedestal 73mm Post - No Top

The fixed height pedestals are made from marine-grade anodised aluminium tubing.

- Base is made from reinforced cast aluminium.
- Post is fixed to base.
- Post diameter: 73mm.
- Tops sold separately - choose from a swivel top

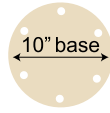
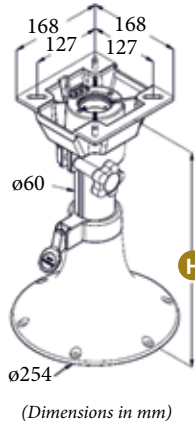


Part No.	Height (mm)
JPW3006	500
JPW3007	600
JPW3008	700
JPW3009	800
JPW3010	900
JPW3018	Swivel slide top to suit
JPW3019	Swivel top to suit

### Adjustable Seat Pedestal with Bell Base and Swivel Top

Manually adjustable pedestal with large bell shape base and seat swivel.

- Bell shaped corrosion-resistant aluminium, powder-coated base.
- Friction lock swivelling seat mount.



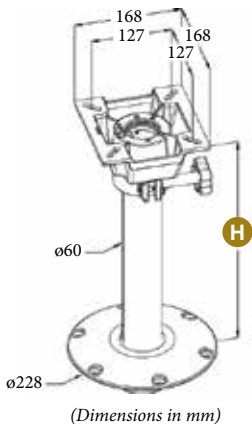
Part No.	Height Adjustment (mm)
JPW3025	330 - 430
JPW3017	Spare swivel top to suit



### Plug-In Fixed Height Seat Pedestal with Swivel Top

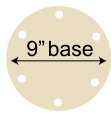
Plug-in removable pedestals are ideal for quick removal of your seats to make room on deck. A unique notched keyed design prevents rotation in the base when seat is fitted.

- Strong anodised aluminium 60mm post and 228mm base.
- Friction lock swivelling seat mount.
- Cut-out hole size: 90mm.
- Below-deck space required: 70mm.



JPW3088 Spare plug-in base

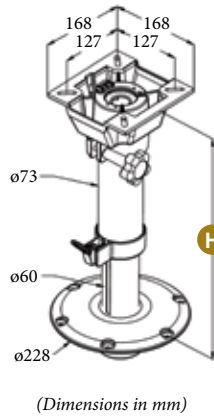
Part No.	Height (mm)
JPW3085	330
JPW3084	385
JPW3086	457
JPW3087	610
JPW3088	Spare plug-in base to suit
JPW3017	Spare swivel top to suit



### Plug-In Adjustable Height Seat Pedestal with Swivel Top

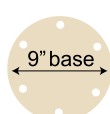
This plug-in removable pedestal can be adjusted in height from 330mm to 480mm. Ideal pedestal for removing your seats to make more room on deck. A unique notched keyed design prevents rotation in the base when seat is fitted.

- Strong 75mm anodised aluminium tubing with 228mm plug-in base.
- Swivel top friction lock.
- Cut-out hole size: 90mm.
- Below-deck space required: 70mm.



JPW3088 Spare plug-in base

Part No.	Height (mm)
JPW3027	330 - 480
JPW3088	Spare plug-in base to suit
JPW3019	Spare swivel top to suit



### Fixed Height Seat Pedestal - 12" Base

This heavy duty fixed height seat pedestal comes with a swivel and sliding top. Heavy duty base and large post for greater strength and stability.

- Made from marine-grade aluminium
- Single handle for forward and back sliding adjustment
- Polished base and tube finish.
- 120kg bearing weight (this includes a chair).

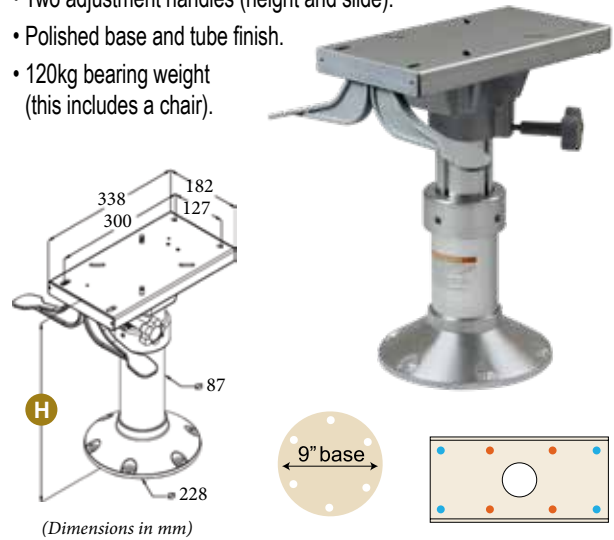


Part No.	Fixed Height (mm)	Slide Travel (mm)
JPW3043	457	127
JPW2884	Spare swivel slide top to suit	

### Gas Adjustable Seat Pedestal - 9" Base

Made from marine-grade aluminium, this gas spring-assisted seat pedestal will cushion your ride when boating in offshore conditions. Complete with a swivel and sliding top.

- Two adjustment handles (height and slide).
- Polished base and tube finish.
- 120kg bearing weight (this includes a chair).

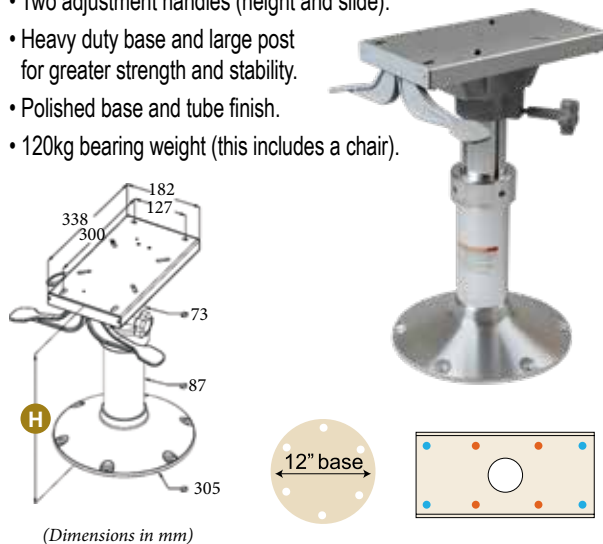


Part No.	Height Adjustment (mm)	Slide Travel (mm)
JPW3011	300 - 400	127
JPW3012	350 - 470	127
JPW3020	430 - 610	127
JPW3021	530 - 710	127
JPW2884	Spare swivel slide top to suit	

### Gas Adjustable Seat Pedestal - 12" Base

This marine-grade aluminium seat pedestal comes with a swivel and sliding top. The gas spring-assisted feature compensates for the harsh offshore boating conditions by absorbing the oceans' chop.

- Two adjustment handles (height and slide).
- Heavy duty base and large post for greater strength and stability.
- Polished base and tube finish.
- 120kg bearing weight (this includes a chair).

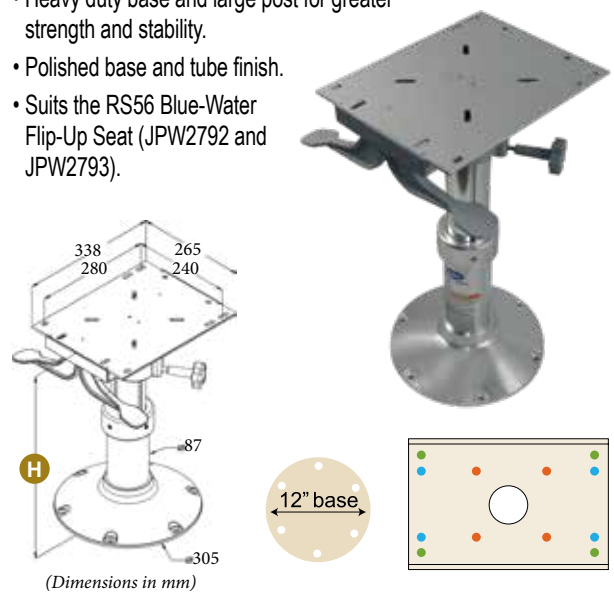


Part No.	Height Adjustment (mm)	Slide Travel (mm)
JPW3013	300 - 400	127
JPW3014	350 - 470	127
JPW3022	430 - 610	127
JPW3023	530 - 710	127
JPW2884	Spare swivel slide top to suit	

### Gas Adjustable Seat Pedestal Extra Wide Swivel Top - 12" Base

This marine-grade aluminium seat pedestal comes with an extra-wide swivel and sliding top. The gas spring-assisted feature compensates for harsh offshore boating conditions.

- Two adjustment handles (height and slide).
- Heavy duty base and large post for greater strength and stability.
- Polished base and tube finish.
- Suits the RS56 Blue-Water Flip-Up Seat (JPW2792 and JPW2793).



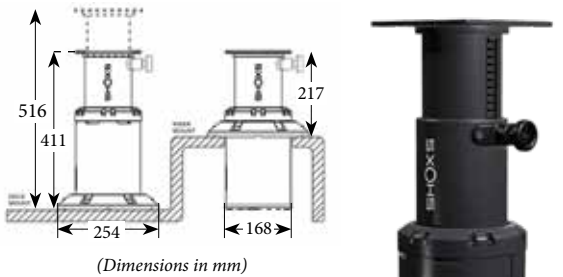
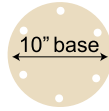
Part No.	Height Adjustment (mm)	Slide Travel (mm)
JPW3026	435 - 605	127
JPW2885	Spare swivel slide top to suit (extra large)	

**SHOXS X Series Suspension Seat Pedestals**



The most versatile shock mitigating seat mounts ever built, the SHOXS X Series pedestals will transform any seat into a safer, smoother ride with professional-grade shock mitigation technology.

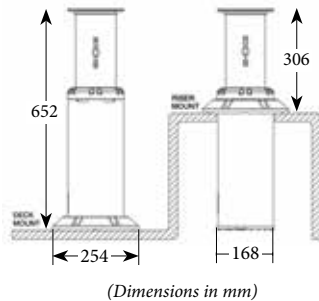
- Travel suspension for maximum wave slam protection.
- Stands up to the harshest marine environments.
- Anodized aluminum structure.
- Adjustable for deck mount or box mount.
- Adjustable mounting flange.
- Adjustable air shock for your weight.
- No pinch points.
- Quick and easy installation.



JPW2980



JPW2982



Part No.	Model	Suspension (mm)	Colour	Weight (kg)
JPW2980	X4	112	Black	8.9
JPW2982	X8	203	Silver	11.8

**Seat Swivel Pedestal - Fixed Height**

Black EDC-coated steel, fitted with a 175mm standard seat swivel.



Part No.	Height (mm)
JPW3030	200
JPW3031	330

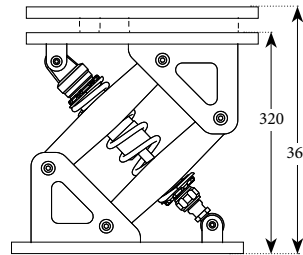
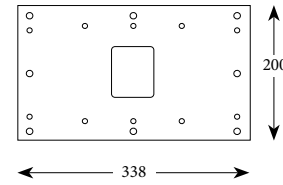
**Heavy Duty Suspension Seat Base Pedestal 360mm**

Manufactured from 6mm & 8mm impact resistant, marine grade anodised aluminium and features a hydraulic spring type shock absorber to provide a smoother and more comfortable ride.

- Optimum shock mitigation for spine and neck.
- Shock absorber pressure adjustment and damping knobs.
- Shock absorber damping adjustable knob.
- 3x Height adjustments (320 / 340 / 360mm).
- Max load: 350kg.



Damping adjustment knob

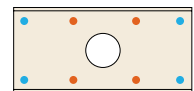


(Dimensions in mm)



Shock absorber pressure adjustment knob with supplied allen keys

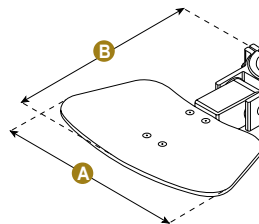
Part No.  
JPW2895



**Pedestal Foot Rest with Checker Plate**

Foot rest plate has a checker grip pattern to provide extra traction.

- Made from marine-grade aluminium with stainless steel hardware.
- Suits pedestals with a post diameter 73mm or 87mm.
- Can be folded up when not in use.



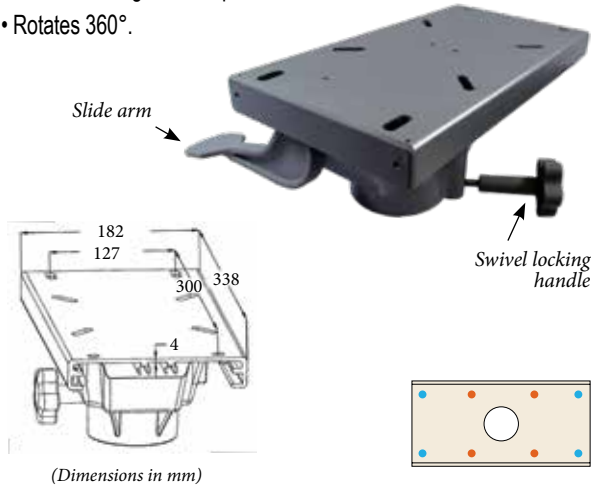
Part No.	Suits Post Dia. (mm)	Dimensions (mm)		
		A	B	C
JPW2892	87	400	410	87
JPW2893	73	400	410	73



### Seat Swivel and Slide Top - suits Fixed Height Pedestal Posts

These swivel and slide tops are made from high-strength aluminium with powder-coated swivel.

- Suits fixed height pedestals with 60mm or 73mm post.
- Provides approximate 127mm of fore and aft travel.
- Friction locking swivel top.
- Rotates 360°.

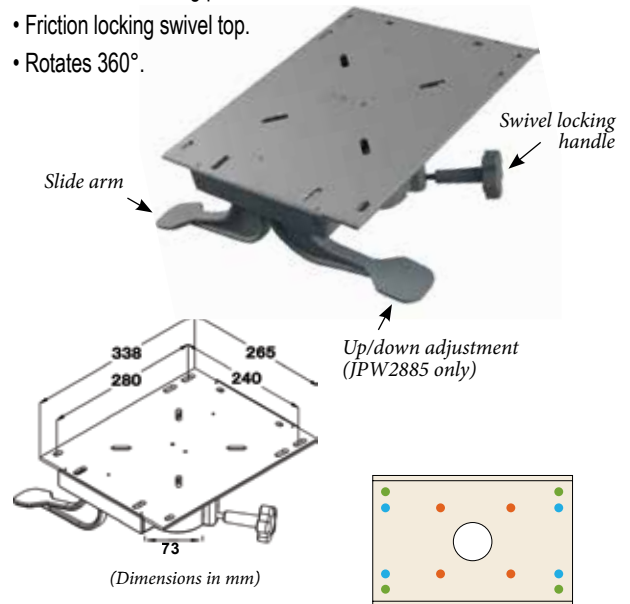


Part No.	Description
JPW2887	Swivel Slide Top suit 60mm Post
JPW3018	Swivel Slide Top suit 73mm Post

### Extra Wide Seat Swivel and Slide - suits 73mm Post

These heavy duty extra wide anodised aluminium seat slides fit to 73mm fixed height pedestals. The finger tip control allows fore to aft movement of the seat.

- Extra wide mounting pattern.
- Friction locking swivel top.
- Rotates 360°.

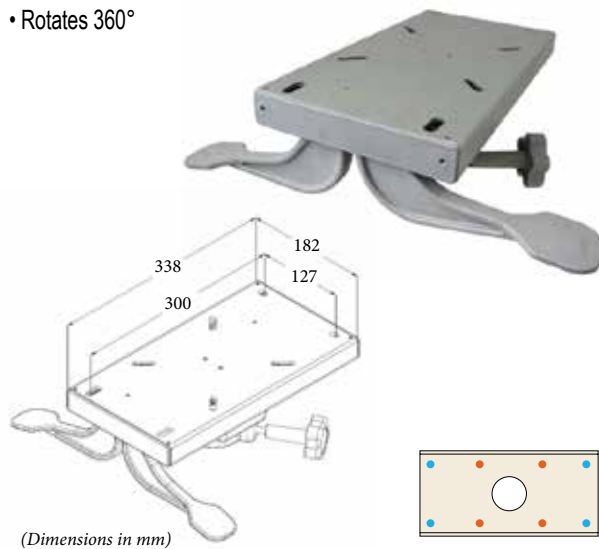


Part No.	Pedestal Type	Slide Travel (mm)
JPW2885	Adjustable	127
JPW3015	Fixed	110

### Seat Swivel and Slide Top - suits Gas Adjustable Pedestal Posts

Made from high strength aluminium with slide and height adjustment handles and a cast aluminium swivel.

- Suits 60mm or 73mm gas adjustable pedestal post.
- Two adjustment handles (height and slide).
- Provides approximately 127mm of fore and aft travel.
- Friction locking swivel top.
- Rotates 360°

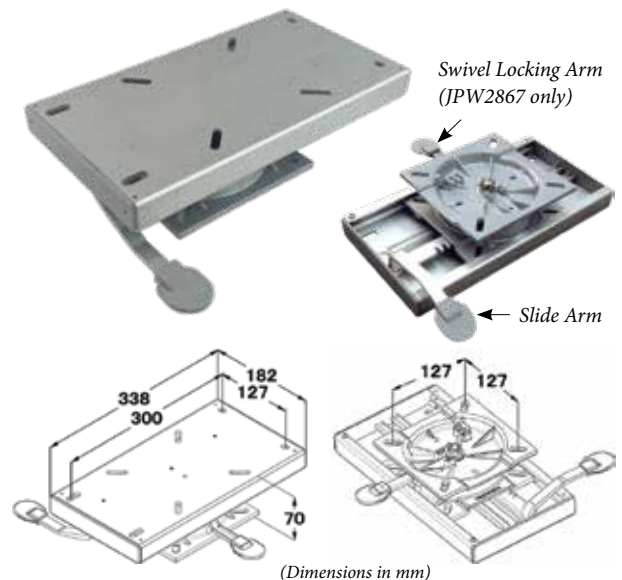


Part No.	Description
JPW2886	Swivel Slide Top suit 60mm Post
JPW2884	Swivel Slide Top suit 73mm Post

### Cast Aluminium Seat Swivel and Slide

Seat slide and swivel made from powder-coated heavy duty cast aluminium. Available in either standard swivel only or locking swivel position models.

- Provides approximately 125mm of fore and aft travel.
- Suits most seat mounting patterns.

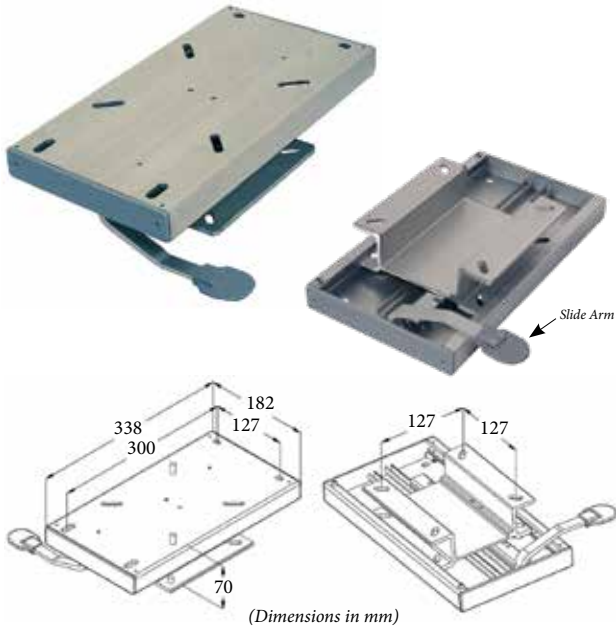


Part No.	Swivel Type
JPW2867	With Locking Arm
JPW2868	Standard

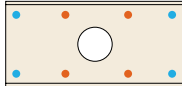
### Seat Slide Universal Fit - Heavy Duty

This heavy duty anodised aluminium seat slide fits most seats and pedestals, fits between the seat on top of the pedestal, seat box or deck.

- The finger tip control allows 110mm fore to aft movement of the seat.




Part No.	Description
JPW3005	Universal Fit Seat Slide



### Cast Aluminium Seat Swivels

Powder-coated grey seat swivels are constructed from cast aluminium. Suits most seats with a standard 7"x7" seat mount pattern.

- Available in non-locking or locking (with locking handle).



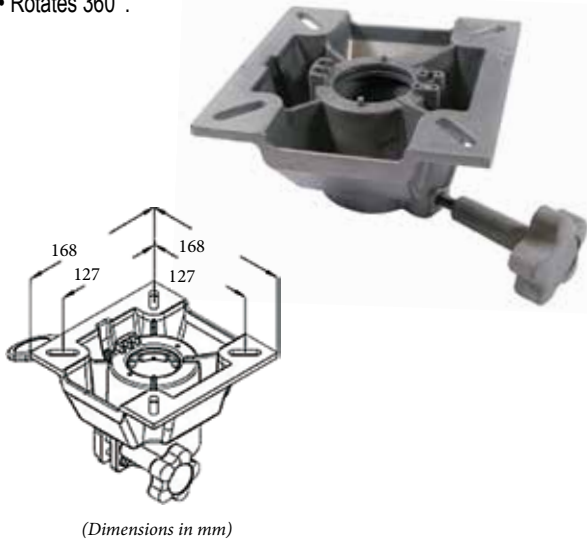
Part No.	Type
JPW2866	Non-Locking
JPW2869	Locking



### Seat Swivel Pedestal Post Top

The friction lock is one of the most popular swivels available on the market. Complete with internal nylon bushing for a tight fit to post.

- Suits fixed height pedestals with 60mm or 73mm post.
- High-strength cast aluminium with powder coated finish.
- Tightening knob is to clamp and tighten into position.
- Functional, dependable and easy to use.
- Friction locking swivel top.
- Rotates 360°.



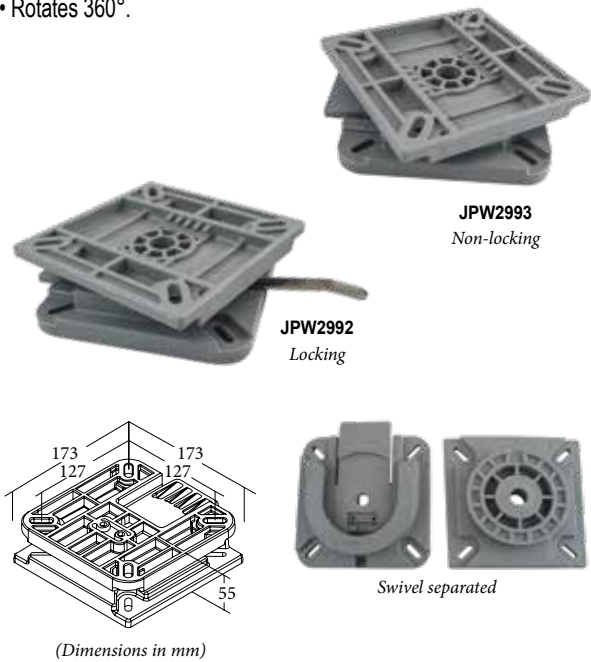
Part No.	Description
JPW3017	Swivel Top suit 60mm Post
JPW3019	Swivel Top suit 73mm Post



### Quick Release Plastic Seat Swivel

The plastic quick release 360° seat swivel is made from two uniquely designed mounting plates. Ideal for easy seat removal for security or storage, the low profile allows for use in multiple locations around the deck. A quick disconnect release lever, when pressed firmly, releases the top swivel part from the bottom base.

- Available in non-locking or locking (with locking handle).
- Standard 7"x7" mounting pattern
- Rotates 360°.



Part No.	Type
JPW2992	Non-Locking
JPW2993	Locking



### Adjustable Clamp on Seat Swivel

Ideal for tinnies and dinghies, this seat swivel clamps via a threaded rod and wing-nut adjustment onto most small bench seats with a width from 200mm to 400mm.

- Quick and easy fitment and removal for storage.
- Non-slip plastic vinyl coating to prevent marking of the bench seat.
- Rotates 360°.



Part No.	Width Adjustment (mm)	Swivel Dimensions (mm)
JPW2881	200 - 400	175 x 175

### Seat Swivel Locking - Large Hole

Coated in Black EDC for corrosion prevention.

- Nylon slide runners for a smooth and silent performance.
- 30° intervals (12-position) locking arm.
- Release handle extends 150mm.
- Rotates 360°.



Part No.	Swivel Finish	Dimensions (mm)	Hole Size (mm)
JPW3003	Black EDC	175 x 175	65

### Seat Swivels

Black EDC-coated steel or marine-grade anodised aluminium with stainless steel pin, or full stainless steel option.

- Nylon runners for silent smooth operation.
- Universal hole size pattern.
- Rotates 360°.



JPW2861  
Black EDC



JPW2863  
Aluminium



JPW2864  
Stainless Steel

Part No.	Type	Dimensions (mm)
JPW2861	Black EDC	175 x 175
JPW2863	Aluminium	175 x 175
JPW2864	Stainless Steel	175 x 175



### Portable Camping Table with Sink and Faucet

Multi-purpose portable table, perfect for boating, fishing, camping or in the back yard. Features an in-built sink with removable water faucet & drainage hose.

- Made from High Density Polyethylene (HDPE5502).
- Connect the tap up to a standard garden hose to provide freshwater.
- Easily empty the sink into a bucket or flood drain via the drain hose.
- Sturdy frame with foldable legs that folds flat under table top.
- Includes tap, hose, drain hose, rubber drain plug and required fittings.



Part No.	Overall L x W x H (mm)	Sink L x W x H (mm)
JPW3636	1150 x 590 x 860	400 x 270 x 65

### Plastic Table Tops - White

Lightweight table top constructed of high quality UV-stabilised injection moulded plastic, designed for the marine and caravan market.

- Includes 4x moulded recessed cup holders with drainage holes.
- Secure to pedestal with 6.3mm self tapper screws (not included).
- Three shapes available: round, oval or rectangle barrel.
- Suits table pedestals JPW3070, JPW3072 and JPW3066.



JPW3081



JPW3080



Round table top with pedestal (sold separately)



JPW3082

Part No.	Shape	Dimensions L x W x H (mm)
JPW3080	Round	610 x 610 x 40
JPW3081	Oval	460 x 760 x 40
JPW3082	Barrel	460 x 760 x 40

### Fixed Height Table Pedestal 685mm

This fixed height pedestal is designed as a surface-mount installation with no need to cut a hole in the deck to mount the base.

- Easy to remove post by a push of a button on the base for storage.
- Close fitting top plate will swivel if loosely mounted.
- Match with Plastic Table Tops - White (JPW3080, JPW3081 and JPW3082)

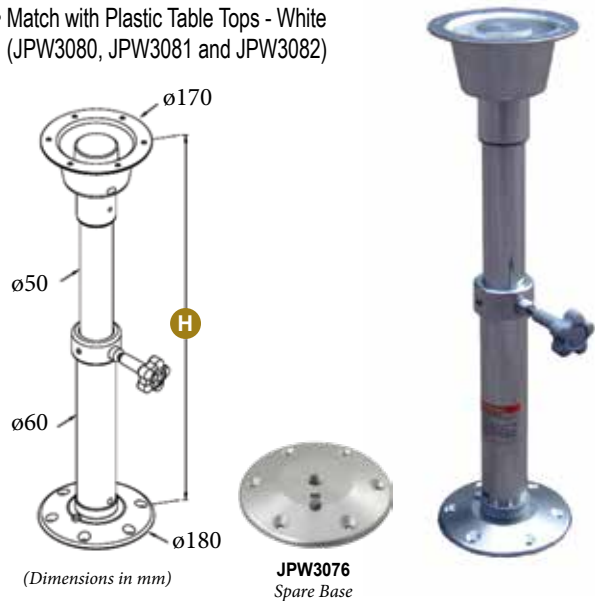


Part No.	Height (mm)	Shaft Dia (mm)	Base Dia (mm)	Top Dia (mm)
JPW3070	685	60	180	170
JPW3076	Spare threaded base plate			

### Adjustable Height Table Pedestal

Made from polished anodised aluminium. Surface-mounts to deck for minimal interference when table is removed.

- Unique locking system ensures the pedestal is securely locked.
- Close fitting top plate will swivel if loosely mounted.
- Match with Plastic Table Tops - White (JPW3080, JPW3081 and JPW3082)

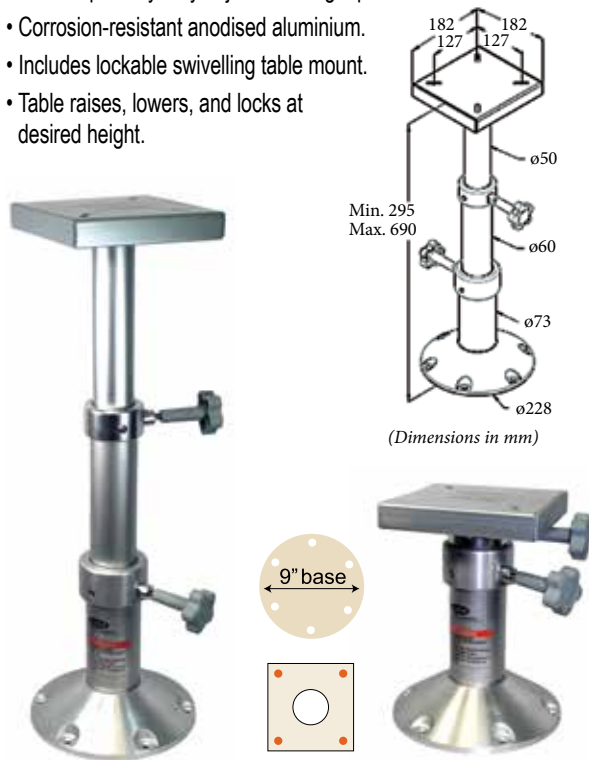


Part No.	Height (mm)	Shaft Dia (mm)	Base Dia (mm)	Top Dia (mm)
JPW3072	500 - 700	50 / 60	180	170
JPW3076	Spare threaded base plate			

### Manual Adjustable Height Table Pedestal

Three-step heavy duty adjustable height pedestal.

- Corrosion-resistant anodised aluminium.
- Includes lockable swivelling table mount.
- Table raises, lowers, and locks at desired height.

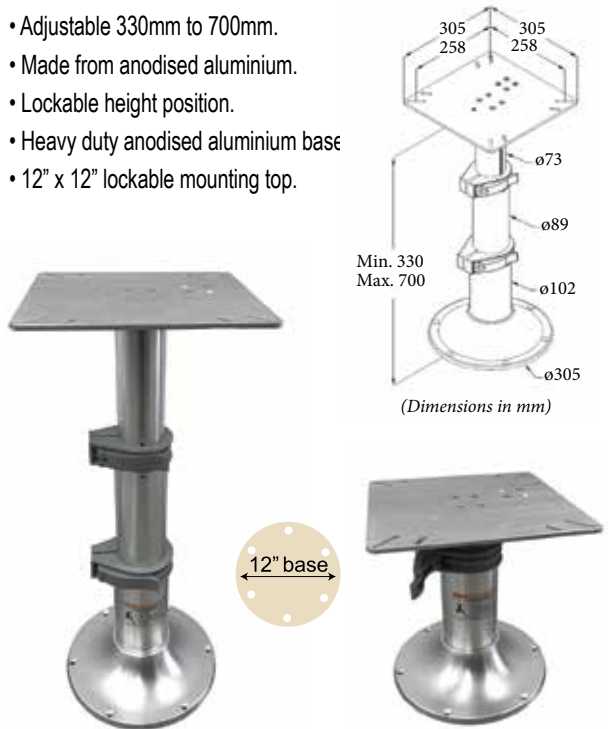


Part No.	Min Height (mm)	Max Height (mm)	Base Diameter (mm)
JPW3075	295	690	228

### Gas Adjustable Height Table Pedestal

Three-stage gas-powered adjustable table pedestal ideal for table-bed conversions.

- Adjustable 330mm to 700mm.
- Made from anodised aluminium.
- Lockable height position.
- Heavy duty anodised aluminium base
- 12" x 12" lockable mounting top.




Part No.	Min Height (mm)	Max Height (mm)	Base Diameter (mm)
JPW3073	330	770	305

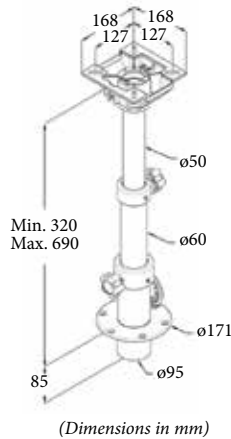
### Plug-in Adjustable Table Pedestal 3 Stage with Swivel Top

The 3 Stage gas powered adjustable table pedestal with swivel features a plug-in base, which is ideal for removing when not in use.

- Removable post with plug-in cap for a flush finish.
- Perfect for table-bed conversions.
- Made from marine grade aluminium.
- Strong 171mm diameter base.



Removable post with plug-in cap




Part No.	Adjustment	Min Height (mm)	Max Height (mm)	Base Diameter (mm)	Base Cut Out (mm)
JPW3068	Screw Dials	320	690	171	95
JPW3071	Locking Clips	320	690	171	95

### Table Pedestal Side Mount Bracket with Swivel Top

This 3-piece table pedestal is set at an angle for side-mounting and has an easily-removable mounting bracket for stowing when not in use.

- Made from marine-grade polished anodised aluminium.
- Close fitting top plate will swivel if loosely mounted.
- Height from base of post: 560mm
- Distance from wall to centre of post: 387mm
- Can be purchased with Plastic Table Tops - White (JPW3080, JPW3081 and JPW3082).
- Spare mounting plates available.



Removable bracket mount



Part No.	Height (mm)	Base Bracket L x W (mm)	Top O.D (mm)
JPW3066	560	165 x 125	171
JPW3062	Spare Mounting Plate for Side Mount Table Pedestal		


### Folding Table Brackets

Strong 316-grade stainless steel table support bracket with spring loaded locking mechanism.

- Locks securely into place and fold down easily for extra space.
- Use for lunch tables, storage benches or bait tables.
- Two maximum load capacities available: 100kg or 200kg



JPW6171  
Folded



Part No.	Length (mm)	Height (mm)	Type	Max. load capacity
JPW6170	300	165	Short latch	100kg
JPW6171	300	165	Long latch	200kg

# HOW TO ORDER

Select products from the catalogue or through our website using the product categories or search function. Make note of the part numbers to facilitate ordering.

## ONLINE



Login to our website  
with your customer username & password.

[www.jpwmarine.com.au](http://www.jpwmarine.com.au)

If you know our product codes, use the  
'Quick Order' form for a speedy checkout.

## PHONE




Call us during standard  
Western Australian business hours on

**(08) 6253 3000**

to place order by phone.

## EMAIL



Email your order to

[orders@jpwmarine.com.au](mailto:orders@jpwmarine.com.au)



# JPW MARINE

WHOLESALE MARINE SPECIALISTS