

# TRAILER PARTS & ACCESSORIES 11

## TRAILER LIGHTS & ACCESSORIES

Submersible Trailer Lights .....	11.02 - 11.05
Light Board.....	11.06
Marker Lights .....	11.06
Licence Plate Lights .....	11.07
Reflectors .....	11.07

## MANUAL TRAILER WINCHES & ACCESSORIES

Manual Trailer Winches.....	11.08
Winch Handles .....	11.09
Ropes, Cables & Straps.....	11.09

## ELECTRIC TRAILER WINCHES & ACCESSORIES

Powerwinch 712 .....	11.10 - 11.11
Powerwinch 912.....	11.12 - 11.13
Powerwinch 915.....	11.14 - 11.15
Powerwinch RC23.....	11.16 - 11.17
Powerwinch RC30.....	11.18 - 11.19

## TRAILER ACCESSORIES

Ratchets, Cam Buckles & Straps ....	11.20 - 11.21
Rollers.....	11.22 - 11.23
Roller Pins.....	11.23
Roller Brackets.....	11.23
Washers, Split Pins & R-Clips .....	11.23
Wobble Rollers .....	11.24
Bow Wedges .....	11.24
Ezi Guide Boat Loader .....	11.24
Trailer Bunks & Skids .....	11.25
Plugs, Sockets, Adaptors & Connectors ....	11.26
Jockey Wheels .....	11.27 - 11.28
Replacement Jockey Wheel Parts .....	11.28
U Bolts.....	11.28
Coupling Lock .....	11.29
Wheel Bearing Kits & Protectors .....	11.29
Tow Balls .....	11.29
Stone Guards .....	11.29
Outboard Motor Support Bracket .....	11.29

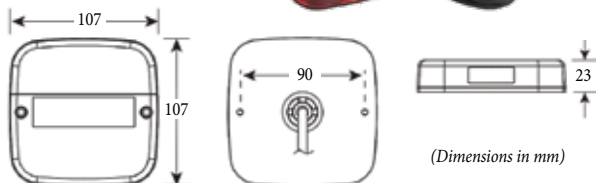


## LED Autolamps Trailer Light Kit (99 Series)



A budget friendly option that are 100% waterproof and ECE Approved.

- Stop / tail / indicator / reflector / licence plate lamp.
- 1x Left and 1x Right light twin pack.
- Pre-wired marine cable.
- Voltage: 12V.



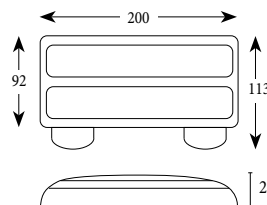
Part No.	Type	Cable Length (m)
JPW11744	Left and Right	0.4
JPW11745	Left and Right	10

## LED Autolamps Trailer Lights (207 Series) Twin Blister



Top-selling, fully submersible, these lights are constructed using high-quality plastics and stainless steel fittings.

- Stop / tail / indicator / reflector / licence plate lamp.
- Compatible with "Push and Seal System" - see below.
- 1x Left and 1x Right light twin pack.
- Voltage: 12V



In-built licence plate lights

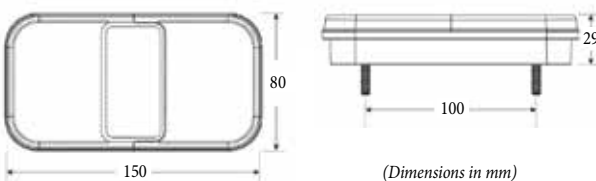
Part No.	Type	Cable Length (mm)
JPW11748	Left and Right	400

## LED Autolamps Trailer Light Kit (149 Series)



A low profile design that is 100% waterproof and ECE Approved.

- Stop / tail / indicator / reflector / licence plate lamp.
- 1x Left and 1x Right light twin pack.
- Pre-wired marine cable.
- Voltage: 12V.



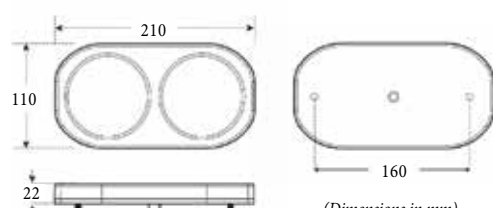
Part No.	Type	Cable Length (m)
JPW11747	Left and Right	0.4
JPW11746	Left and Right	10

## LED Autolamps Trailer Light Kit (209 Series)



The stylish waterproof 209 series features two central reflectors and 20 highly visible LEDs, offering excellent visibility and performance.

- 1x Left and 1x Right light twin pack.
- Stop / tail / indicator / reflector / licence plate lamp.
- Voltage: 12V.



Part No.	Type	Cable Length (m)
JPW11751	Left and Right	0.35
JPW11752	Left and Right	8

## LED Autolamps Trailer Cable Kit "Push and Seal System" Flat Plug

100% waterproof plugs and cables with tinned copper wiring. Includes cable with flat trailer plug, boat cable connector, boat trailer cable and marker cable and connector.

- Suits trailers up to 8m.
- No tools required for assembly.
- Compatible with 207 Series (JPW11748).



Push-And-Seal system allows quick & easy connections

Part No.	Cable Length (m)
JPW11754	8



## Roadvision LED Submersible Trailer Lights (202 Series) with Cable

A simple DIY lighting solution designed specifically for marine trailer applications featuring stop/tail, indicator and reflector. Available in left or right combos with cable harness fitted ready to install.

- Includes water ingress vent to prevent condensation build-up.
- Pre-wired with tinned copper cable.
- Vibration and shock-resistant polycarbonate lens.
- Submersible to 1.2m
- Multi-volt 10-30V input.
- Lifespan of 100,000hrs.



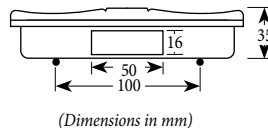
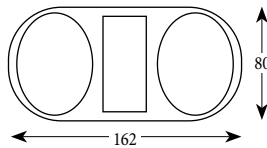
JPW11771 / JPW11783  
includes licence plate light



JPW11770 / JPW11771  
7.2m harness



JPW11782 / JPW11783  
8.3m harness & side marker



Part No.	Type	Kit Includes
JPW11770	Left	7.2m wiring harness
JPW11771	Right	7.2m wiring harness
JPW11782	Left	8.3m wiring harness & side marker
JPW11783	Right	8.3m wiring harness & side marker

## Roadvision LED Submersible Trailer Lights (202 Series) and Plug Kit

The 202 series LED submersible trailer lights fully sealed with cable harness and trailer plug.

- 1x Left and 1x Right light with 7.2m cable harness.
- 1x 7-pin round trailer plug.
- Multi-volt 10-30V input.
- Submersible to 1.2m.

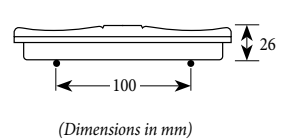
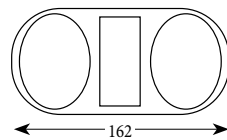



Part No.	Type	Kit Includes
JPW11779	Left and Right	7.2m wiring harness & 7-pin plug

## Roadvision LED Submersible Trailer Lights (205 Series) Twin Blister Pack

Small, compact LED combination lamp for when space is at a premium. Featuring stop/tail, indicator and reflector functions, designed specifically for budget conscious marine trailer applications.

- Polycarbonate lens and high impact ABS housing.
- Pre-wired with sheathed tinned copper cable.
- Includes water ingress vent to prevent condensation build-up.
- 12V DC input and low current draw.
- Submersible to 1.2m.
- Lifespan rating of 100,000hrs.

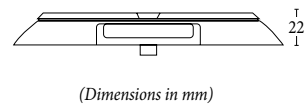
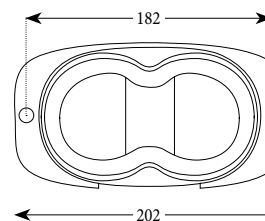


Part No.	Type	Cable Length (mm)
JPW11750	Left and Right	300

## Roadvision LED Combination Trailer Lights (BR800LR Series)

LED combination lamps with stop/tail, indicator, licence plate functions and features glow park lights. Simple DIY lighting with self-adhesive mounting.

- 1x Left and 1x Right light with 300mm cable harness.
- Compact body allows fitment into the tightest of applications.
- Tough ABS housing and polycarbonate lens.
- Multi-volt 10-30V input.
- Lifespan of 100,000hrs.



Part No.	Type	Cable Length (mm)
JPW11738	Left and Right	300



## Roadvision Submersible LED Trailer Lights (BR207LR Series)

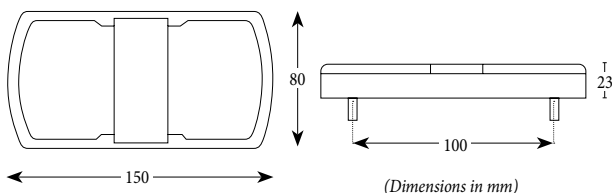
**ROADVISION**

Designed for those who are budget conscious, these LED combination lamps deliver stop/tail, reflector and indicator functions.

- 1x Left and 1x Right light with 300mm cable harness.
- Easy surface mount stainless steel twin stud installation.
- Completely sealed polycarbonate lens & housing.
- 12V DC input & low current draw.
- Lifespan of 100,000hrs.



IP68



Part No.	Type	Cable Length (mm)
JPW11755	Left and Right	300

## Narva Plug and Play LED Trailer Lights Twin Pack (Model 37)

**NARVA**

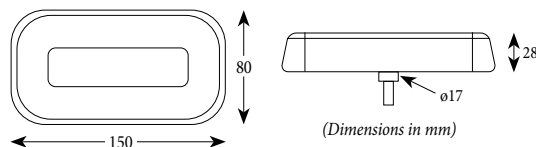
A 'Plug and Play' twin pack solution for boat trailers, installation is quick and easy making it perfect for DIY installation. Waterproof connection system utilises over-moulded connectors, no splicing or joining of wires is required, making connections a tool-free operation.

- 1x Left and 1x Right (with inbuilt licence plate light) LED slimline rear stop, tail and indicator lamp with in-built retro reflector.
- 500mm cables with connectors.
- Voltage: 12V.

IP68



Plug & Play waterproof connectors



Part No.	Type	Cable Length (mm)
N93730BL2	Left and Right	500

## Roadvision LED Combination Trailer Lights (BR151LR Series)

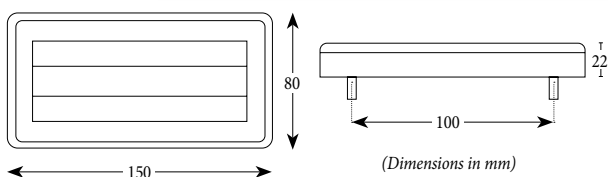
**ROADVISION**

LED all-in-one combination lamps delivering stop/tail, retro reflector, glow park light and a sequential indicator. The visually appealing, unique sequential indicators provide enhanced lighting in rainy or foggy conditions.

- 1x Left and 1x Right light with 250mm cable harness.
- Tough ABS housing and polycarbonate lens.
- Simple surface mount design.
- Multi-volt 10-30V input.
- Lifespan of 100,000hrs.



IP67



Part No.	Type	Cable Length (mm)
JPW11739	Left and Right	300

## Narva Plug and Play LED Trailer Light Complete Kit (Model 37)

**NARVA**

The above "Plug and Play" LED lights in a kit with side markers and plug options.

### Kit Includes:

- 1x Left light with 500mm lead.
- 1x Right light with 500mm lead.
- 2x Side marker lamp (red/amber) with 500mm lead.
- 1x 7 pin flat trailer plug with 1m lead.
- 1x 7 pin large round trailer plug with 1m lead.
- 1x 'Plug and Play' boat trailer harness.



IP68



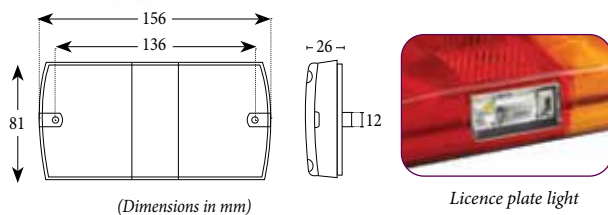
Part No.	Type
N93750BL2	Left and Right with Side Markers & Plugs

## Narva LED Slimline Submersible Trailer Light Kit with 9m Cable (Model 36)

Model 36 slimline combination lamps, one with and one without an in-built LED licence plate lamp.

- 12V LED stop/tail, direction indicator light with retro reflector.
- Hard-wired with 9m of fully insulated 4-core cable.
- Entry point sealed cables.
- Supplied in a blister pack.

IP67

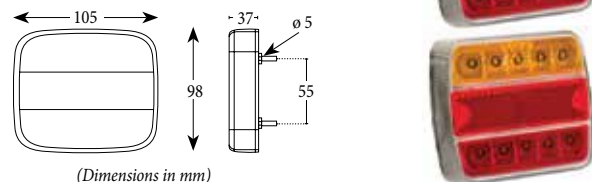


Part No.	Type	Cable Length (m)
N93642TP	Left and Right	9

## LED Submersible Trailer Lights - Pair

12V LED lights fully sealed against dust and water sold as a pair.

- 1 x Left and 1x Right (with inbuilt licence plate light) LED stop, tail and indicator lamps with in-built red reflector.



Part No.	Type	Cable Length (mm)
JPW6221	Left & Right	180

## LED Submersible Trailer Light Kit

The above submersible LED 12V trailer lights in a kit.

### Kit Includes:

- 1x Right LED stop, tail and indicator light with build in licence plate light.
- 1x Left LED stop/tail/indicator light.
- 1x 8m length of cable.
- 3x 7pin plugs (flat, large round and small round).
- Handy carry case.

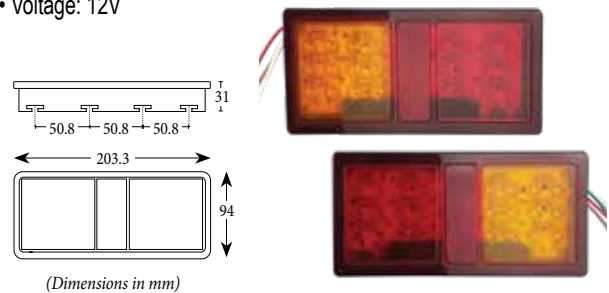
Part No.
JPW6220



## LED Submersible Trailer Lights

Sealed water tight for submersion and sold as a pair, with the right-hand light fitted with a licence plate light.

- Pre-wired 225mm cable for easy do-it-yourself installation.
- Voltage: 12V



Part No.	Type	Cable Length (mm)
JPW6217	Left and Right	225

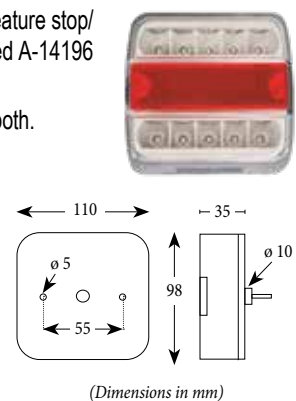
## LED Submersible Trailer Lights

LED submersible 12V trailer lights feature stop/tail and indicator light. ECE approved A-14196 and complies with ADR.

- In-built LED number plate lamp in both.
- Pre-wired 200mm cable.



Part No.	Type
JPW6215	Left
JPW6216	Right



## ARK LED Slimline Submersible Trailer Light Kit

Stop/tail, indicator, in-built reflector with licence plate lamp included on right side.

- Includes pre-wired cable and mounting screws.
- Polycarbonate lens.
- 100,000 hours of operation.
- 100% submersible.

ARK



Part No.	Type	Cable Length (m)
JPW6210	Twin Pack - Left and Right	0.25
JPW6211	Twin Pack & Number Plate Holder	9.5

## LED Submersible Trailer Light Boards

LED submersible trailer light board comes hard wired with 8m of cable and either 7-pin round or flat plug. Suitable for small boat and box trailers.

- Features stop/tail/indicator with in-built licence plate light.
- Easy to connect and disconnect.



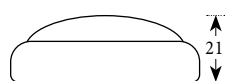
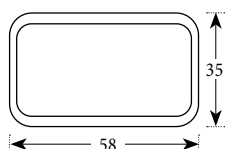
Part No.	Plug Type	Dimensions L x W x D (mm)	Cable Length (m)
JPW6218	Small Round Plug	1500 x 145 x 25	8
JPW6219	Flat Plug	1500 x 145 x 25	8



## LED Autolamps Marker Lights (58 Series)

Budget low profile design with clip in replaceable lens.

- Bracket mount.
- Blister packed.
- Pre-wired 400mm cable.
- Voltage: 12-24V



(Dimensions in mm)



JPW11804



JPW11805



JPW11806



JPW11807

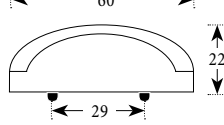
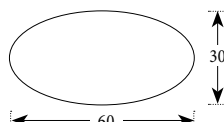
Part No.	Colour
JPW11804	Red (rear)
JPW11805	Amber (side)
JPW11806	Red / Amber (side)
JPW11807	White (front)

## Roadvision LED Trailer Clearance Lights

ROADVISION

100% waterproof LED side markers with high impact ABS housing and sealed poly-carbonate lens. Includes water ingress vent to prevent condensation build-up.

- Pre-wired 2.5m sheathed tinned copper cable.
- Multi-volt 10-30V input.
- 100,000 hour LED life span.
- Easy 2 wire installation.



(Dimensions in mm)



JPW11765



JPW11787



JPW11788

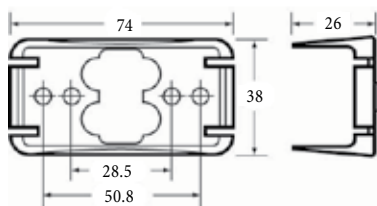
Part No.	Colour	Function	Pack
JPW11765	Amber/Red	Clearance Side Marker	Single
JPW11765-10	Amber/Red	Clearance Side Marker	10 pack
JPW11787	Amber	Clearance Front Outline	Single
JPW11788	White	Clearance Front Outline	Single

## Narva LED Side Marker Light - Red/Amber (Model 16)

NARVA

Combination side marker with virtually unbreakable polycarbonate lens, hard-wired into the sonically sealed housing.

- Low-current draw of 0.4A.



(Dimensions in mm)

Mounting Base

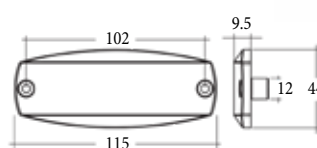
Part No.	Colour	Cable Length (mm)
N91602BL	Amber/Red	500

## Narva White Front End Marker Lamp with Reflector - 17 LEDs

NARVA

Ultra-slim modern LED flush mount marker with almost unbreakable polycarbonate lens and hard-wired cable (13mm hole required for cable entry).

- Multi-voltage circuitry (9-33V).
- Includes foam gasket seal.



(Dimensions in mm)



Part No.	Colour	Cable Length (mm)
N91704	White	500



## LED Autolamps Licence Plate Light (Series 30) - Pair

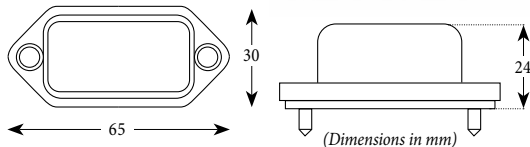


Compact design provides high visibility. Supplied as a pair, they are fully submersible.

- Black housing with clear white LED's.
- Includes pre-wired cable.
- Mounting screws supplied.
- Voltage: 12/24V.



NEW 2023



Part No.	Cable Length (mm)
JPW11757	140



## LED Autolamps Licence Plate Light (Series 60) - Pair

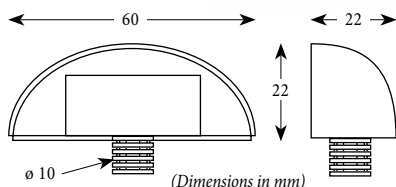


Low profile waterproof design with excellent visibility. No fixing screws required.

- Black housing with clear white LED's.
- Includes pre-wired cable.
- High quality 3M Tape on base for mounting.
- Voltage: 12/24V.



NEW 2023



Part No.	Cable Length (mm)
JPW11758	100



## LED Autolamps Licence Plate Light (Series 41)

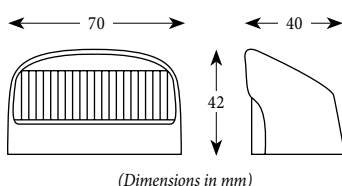


Single light offering excellent visibility and is dust tight and waterproof.

- Black housing with clear white LED's.
- Includes pre-wired cable.
- Includes fixing screws with plugs
- Voltage: 12/24V.



NEW 2023



Part No.	Cable Length (mm)
JPW11757	230

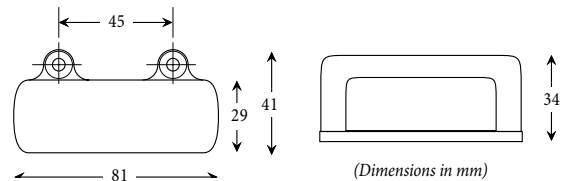


## Roadvision LED Trailer Licence Plate Light



Sealed polycarbonate lens with 6 high quality LED's. Waterproof and dust proof black housing with top bolt mount design.

- Includes water ingress vent to prevent condensation build-up.
- Pre-wired sheathed tinned cable.
- Vibration and shock resistant.




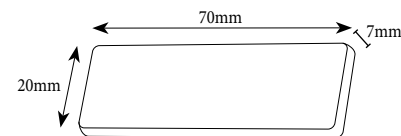
Part No.	Cable Length (mm)
JPW11759	300



## Amber Reflector - Self Adhesive

Amber reflector with stick-on adhesive backing.

- Sold each, as a bulk product with no packaging.
- Must be purchased in multiples of 10.

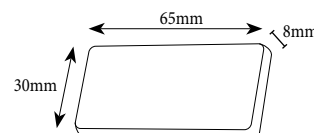


Part No.	Colour
JPW6214	Amber

## Reflectors - Self Adhesive

Stylish slimline retro design with industrial grade self-adhesive tape, no tools required. Twin blister pack for retail or bulk single sold OEMs.

- Choice of red, amber or clear with full ECE approval.



Part No.	Colour	Pack
JPW11766	Amber	Twin Blister
JPW11774	Amber	Single
JPW11772	Red	Twin Blister
JPW11773	Red	Single
JPW11767	Clear	Twin Blister

## Trailer Winches - Single Way

Manual trailer winch made from steel with an EDC corrosion-resistant coating.

- Single pawl for single direction.
- Handle bolts onto main shaft.
- Winch cables sold separately.



Part No.	Gear Ratio	Load Capacity (kg)	Base Size (mm)
JPW6470	3:1	250	85 x 88
JPW6471	3:1	360	95 x 85
JPW6472	4:1	455	135 x 85

## Trailer Winch - Dual Way

Manual winch made from steel with an EDC corrosion-resistant coat.

- Triple pawl gear for forward, neutral and reverse operation.
- Handle bolts onto main shaft.
- Winch cable sold separately.



Part No.	Gear Ratio	Load Capacity (kg)	Base Size (mm)
JPW6473	4:1	545	135 x 88

## Trailer Winches - Single Way with Cable or Webbing

Manual winch made from steel with a black EDC corrosion-resistant coating.

- Includes snap hook with either galvanised cable or webbing strap.
- Single pawl for single direction.
- Handle bolts onto main shaft.




Part No.	Gear Ratio	Load Capacity (kg)	Base Size (mm)	Strap Type	Strap Length (m)
JPW6480S	3:1	360kg	95 x 85	Webbing	4.5

## ARK Manual Trailer Winches with Launch Control Breaking



Heavy duty saltwater- and rust-resistant winch. Features soft handle grip, solid plate gears and steel snap or 'S' hook.

- Magnetic snap-on handle.
- Dual or 3-gear options.
- UV-coated polyester webbing.
- Launch control brake system.
- Webbing: 50mm x 7.5m



Part No.	Gear Ratio	Load Capacity (kg)	Gear	Base Size (mm)
JPW6488	5:1 and 1:1	900kg	Dual	95 x 160
JPW6489	12:1, 5:1 & 1:1	1150kg	3-Gear	145 x 190

## Trailer Winch Stainless Steel - Single Way

Manual trailer winch made from stainless steel for excellent corrosion-resistance.

- Single pawl for single direction.
- Handle bolts onto main shaft.
- Winch cable sold separately.



Part No.	Gear Ratio	Load Capacity (kg)	Base Size (mm)
JPW6483	3/5:1	360	95 x 85

## ARK Trailer Winch Handle - Snap-On



Rust-resistant, magnetic handle with soft handle grip; ideal when changing gears.



Part No.	Suits ARK Winches
JPW6499	JPW6488 / JPW6489



## Trailer Winch Handle - Black

Winch handle black EDC coated steel handle with moulded plastic handle grip and 22mm hex head internal slot (suits popular winches).



Part No.	Length (mm)
JPW6501	215

## Trailer Winch Handle Pocket

White PVC pocket for winch handles and knives storage.

- Mount with screws or a strap.



Part No.	Dimensions (mm)		
	A	B	C
JPW6503	70	38	254

## Dyneema Winch Ropes

Available in three sizes to handle loads of up to 3500kg.

- Includes stainless steel 'S' hook or a galvanised snap hook.



Part No.	Hook Type	Rope Dia. (mm)	Rope Length (m)	Breaking Strain (kg)
JPW6512	'S' Hook	4	6	1300
JPW6513	Snap Hook	5	6	2300
JPW6514	Snap Hook	6	7.5	3500

## Trailer Winch Cables - Galvanised

Galvanised steel cable with hook suitable for use with manual trailer winches.

- Includes 8mm stainless steel 'S' hook.



Part No.	Hook Type	Cable Dia. (mm)	Length (m)	Approx Boat Length (m)
JPW6504	'S' Hook	4	4.5	3
JPW6507	'S' Hook	4	5	3.5
JPW6508	'S' Hook	4	6	4.5
JPW6505	'S' Hook	5	6	4.5

## Trailer Winch Ropes - Spectra

Made from super strong, low stretch, UV-resistant Spectra rope with heat shrink-covered spliced ends.

- Available with stainless steel 'S' hook or corrosion-resistant snap hook.



Snap Hook



\*Breaking strain is for rope only and not hook or splice.

Part No.	Hook Type	Rope Dia. (mm)	Rope Length (m)	Breaking Strain (kg)
JPW6520	'S' Hook	5	5	1500
JPW6521	'S' Hook	5	6	1500
JPW6522	'S' Hook	7	6	3000
JPW6523	Snap Hook	7	7	3000
JPW6524	Snap Hook	7	8	3000
JPW6525	Snap Hook	7	9	3000
JPW6526	Snap Hook	8	12	4000

## Trailer Winch Webbing Straps - Polyester

Australian-made polyester 50mm webbing with stainless steel hook.

- Two pop rivets to connect the webbing to the winch drum.
- Easier to use than wire cable, as the webbing reels into the drum evenly.



Snap Hook



Part No.	Hook Type	Width (mm)	Rope Length (m)	Pulling Capacity (kg)
JPW6624	'S' hook	50	4.3	350
JPW6625	Snap Hook	50	6	550
JPW6626	Snap Hook	50	7.5	550
JPW6627	Snap Hook	50	7	1000

## Trailer Winch Webbing Straps - Nylon

50mm nylon webbing with corrosion-resistant snap hook or stainless steel 'S' hook.

- Supplied with a fastening bolt to connect webbing to winch drum.



Part No.	Hook Type	Width (mm)	Length (m)
JPW6531	Snap Hook	50	6
JPW6532	Snap Hook	50	7
JPW6534	Snap Hook	50	4.3
JPW6536	'S' Hook	50	4.3

## Powerwinch 712 Electric Trailer Winch - Power-In / Freewheel-Out

**Powerwinch**

The 712 Trailer Winch offers power-in/freewheel-out action which means the electric motor pulls the boat onto the trailer yet has a clutch release to allow gravity to float it into the water with ease. Additionally, you can also use a pulley or block at the bow eye to double your pulling power.

- Max. boat weight: 3400kg (7,500 lbs).
- Vertical lift capacity of 1088kg (2400 lbs) (single line) or double pull/line capacity 1950kg (4300 lbs). - Not to be used as a hoist.



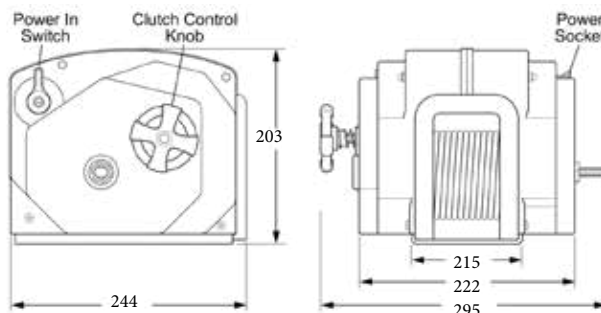
### Features:

- Power-in / freewheel-out operation.
- Pulley block for double line applications.
- Line speed 14 FPM.
- 12 volt operating power.
- 5.5mm x 12m (7/32" x 40') cable.
- Manual hand crank.
- 60 amp standard wiring harness.



Part No.	Model	Suggested Boat Size
JPW6461	712 Powerwinch	5-7m (17-23ft) or 3400kg

\* Boat size and weight is approximate and varies depending on boat type. When calculating boat weight, use the fully loaded weight that includes boat, motor, fuel, water, gear etc.



(Dimensions in mm)

## Powerwinch 712 Replacement Parts - see exploded diagram opposite

JPW Part No.	Powerwinch Code	Description	Item
PW7188800	P7188800AJ	Cable Assy 7/32" x 40'	1
PW001284	R001284	Cover Kit *	2
PW5594700	P5594700AJ	Emergency Crank Handle	3
PW7904300	P7904300AJ	Pulley Block Kit	4
PW7700000	P7700000AJ	Quick Mount Kit	5
PW001287	R001287	Motor Assy	6
PW7811700	P7811700AJ	Switch	7
PW7810300	P7810300AJ	Socket, Power *	8
PW7830201	P7830201AJ	Wire Harness w/ items 10 & 11	9
PW7810500	P7810500AJ	Plug for Wire Harness	10
PW7837300	P7837300AJ	Circuit Breaker 60 amp	11
PW001275	R001275	Level Wind Plate	12
PW001314	R001314	Clutch Knob	13
PW7160901	P7160901AJ	Clutch Spring & Washer Kit	14
PW001283	R001283	120T Gear Kit	15

JPW Part No.	Powerwinch Code	Description	Item
PW001282	R001282	Gear Kit	16
PW001285	R001285	Shaft Kit	17
PW001281	R001281	Bearing Kit	18
PW001286	R001286	Fastener Kit	19

### Repair Kits:

PW91007	P91007	Drum Shaft & Gear Kit	-
PW91010	P91010	Rear Shaft & Gear Kit	-

### Accessories:

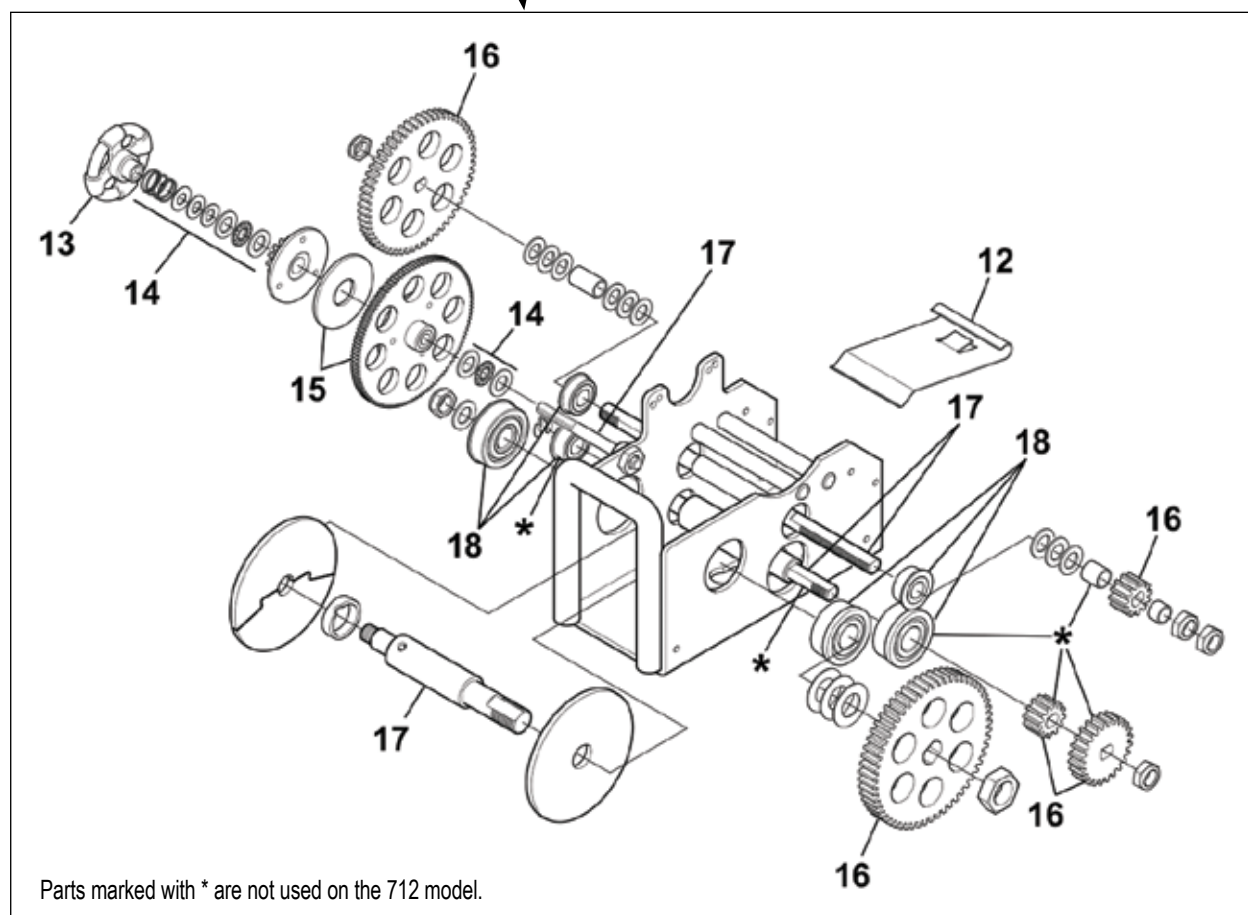
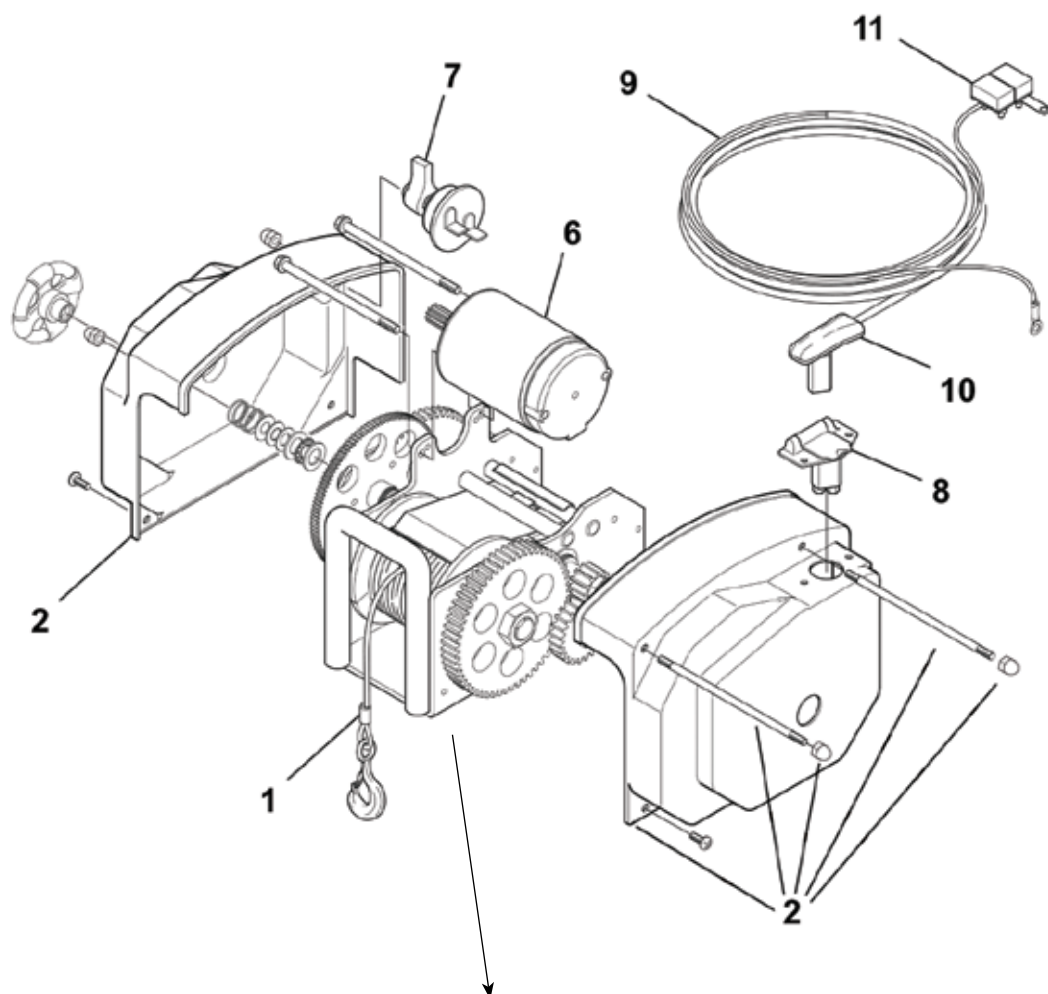
PW7702101	P7702101AJ	Universal Bumper Wiring Kit	-
-----------	------------	-----------------------------	---

### Notes:

- Kits marked \* include fasteners.
- Item 19: Fasteners and washers not index on illustration are part of the fastener kit.
- Items 20 & 22: The shaft and gear kits contain the respective shaft, gears, bearings and associated hardware.

# Powerwinch 712 Trailer Winch - Exploded Diagram

**Powerwinch**



Parts marked with \* are not used on the 712 model.



## Powerwinch 912 Electric Trailer Winch - Power-In / Freewheel-Out

**Powerwinch**

The 912 Trailer Winch offers power-in/freewheel-out action which means the electric motor pulls the boat onto the trailer yet has a clutch release to allow gravity to float it into the water with ease. Additionally, you can also use a pulley or block at the bow eye to double your pulling power.



- Max. boat weight: 5216kg (11,500 lbs).
- Vertical lift capacity of 1815kg (4000 lb) single line, or double pull/line capacity 3400kg (7500 lbs) - Not to be considered or used as a hoist.

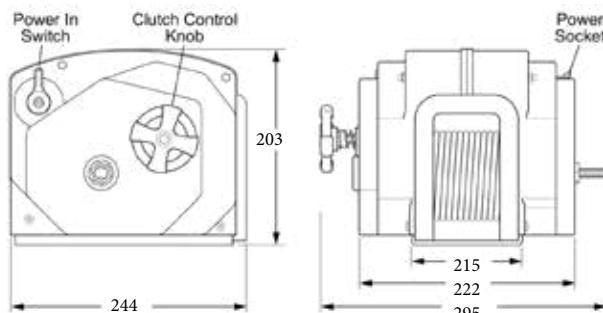
### Features:

- Power-in/freewheel-out operation.
- Pulley block for double line applications.
- Line speed 8 FPM.
- 12 volt operating power.
- 5.5mm x 12m (7/32" x 40') cable.
- Manual hand crank.
- 60 amp standard wiring harness.



Part No.	Model	Suggested Boat Size
JPW6462	912 Powerwinch	7-9m (23-30ft) or 5200kg

\* Boat size and weight is approximate and varies depending on boat type. When calculating boat weight, use the fully loaded weight that includes boat, motor, fuel, water, gear etc.



(Dimensions in mm)

## Powerwinch 912 Replacement Parts - see exploded diagram opposite

JPW Part No.	Powerwinch Code	Description	Item
PW7188800	P7188800AJ	Cable Assy 7/32" x 40'	1
PW001292	R001292	Cover Kit *	2
PW5594700	P5594700AJ	Emergency Crank Handle	3
PW7904300	P7904300AJ	Pulley Block Kit	4
PW7700000	P7700000AJ	Quick Mount Kit	5
PW001295	R001295	Motor Assy	6
PW7811700	P7811700AJ	Switch	7
PW7810300	P7810300AJ	Socket, Power *	8
PW7830201	P7830201AJ	Wire Harness w/ items 10 & 11	9
PW7810500	P7810500AJ	Plug for Wire Harness	10
PW7837300	P7837300AJ	Circuit Breaker 60 amp	11
PW001275	R001275	Level Wind Plate	12
PW001314	R001314	Clutch Knob	13
PW7160901	P7160901AJ	Clutch Spring & Washer Kit	14
PW001291	R001291	120T Gear Kit	15
PW001290	R001290	Gear Kit	16

JPW Part No.	Powerwinch Code	Description	Item
PW001293	R001293	Shaft Kit	17
PW001289	R001289	Bearing Kit	18
PW001294	R001294	Fastener Kit	19

### Repair Kits:

PW91007	P91007	Drum Shaft & Gear Kit	20
PW91008	P91008	Intermediate Shaft & Gear Kit	21
PW91010	P91010	Rear Shaft & Gear Kit	22

### Accessories:

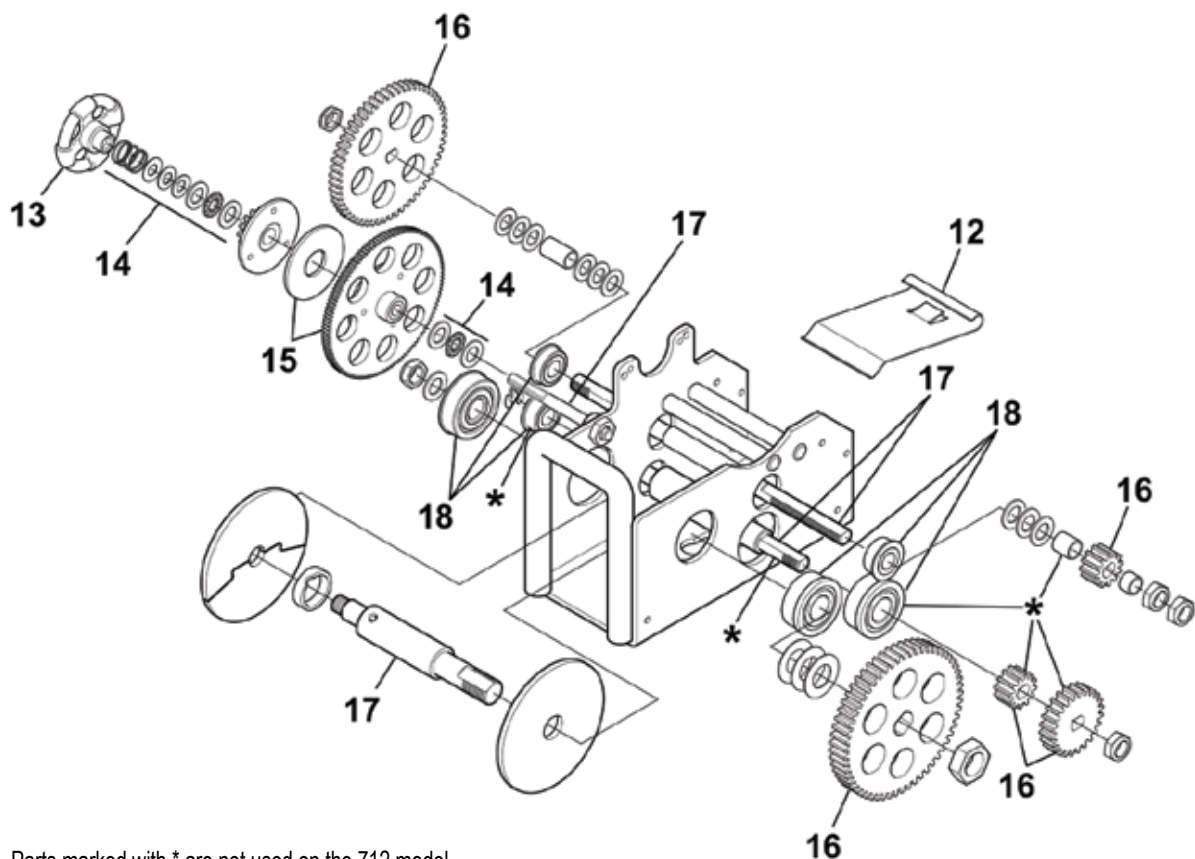
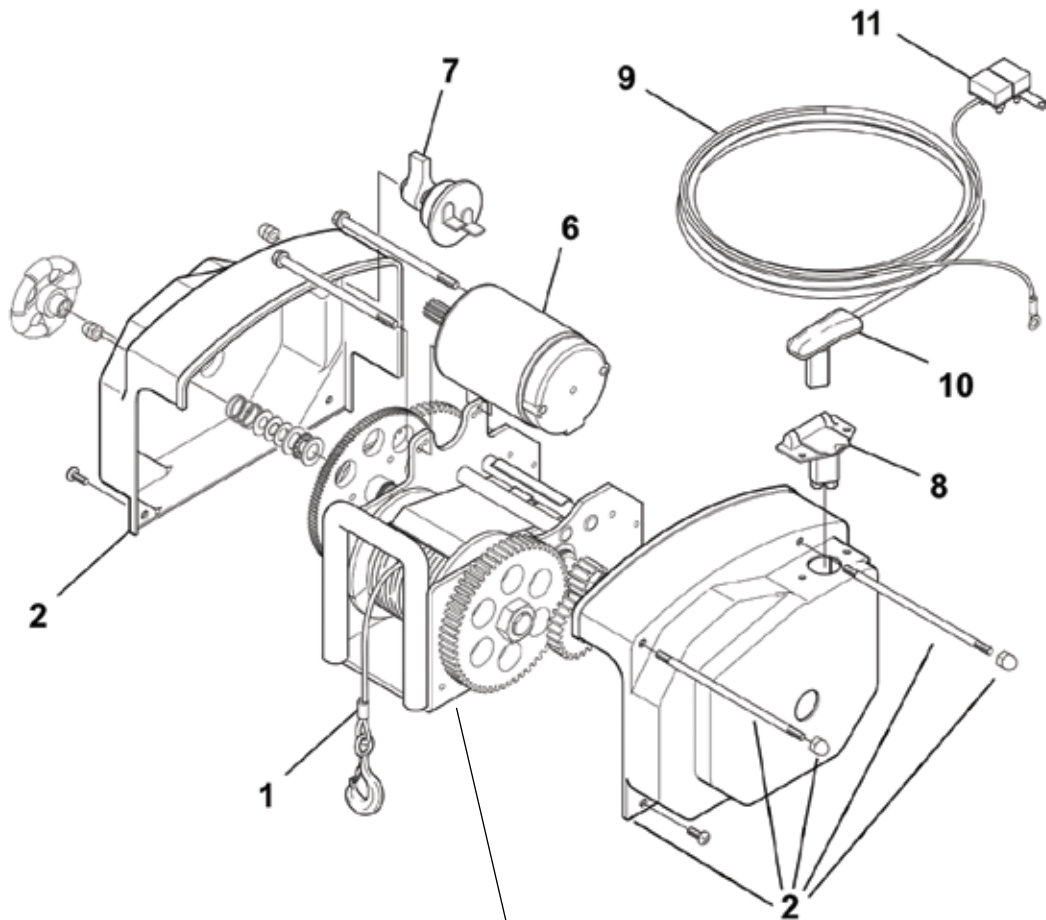
PW7702101	P7702101AJ	Universal Bumper Wiring Kit	-
-----------	------------	-----------------------------	---

### Notes:

- Kits marked \* include fasteners.
- Item 19: Fasteners and washers not index on illustration are part of the fastener kit.
- Items 20, 21 & 22: The shaft and gear kits contain the respective shaft, gears, bearings and associated hardware.

# Powerwinch 912 Trailer Winch - Exploded Diagram

**Powerwinch**



Parts marked with \* are not used on the 712 model.

Powerwinch 915 Electric Trailer Winch - Power-In / Power-Out

Powerwinch

The 915 12V power-in/power-out allows you to both raise or lower your boat with the electric motor, offering a smoother, more controlled feel. This electric winch also comes complete with a 10' remote control cord and switch. Additionally, you can also use a pulley or block at the bow eye to double your pulling power.

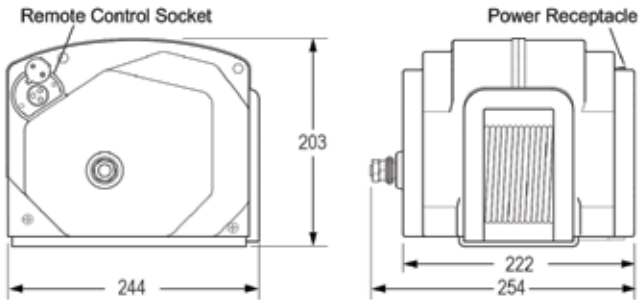
- Max. boat weight: 4309kg (9500 lbs).
- Vertical lift capacity of 1450kg (3200 lbs), double line capacity of 3400kg (7500 lbs) - Not to be used as a hoist.



- Features:
- Power-in / power-out control.
  - Line speed 10 FPM.
  - 12 volt operating power.
  - 10' remote control cord and switch.
  - 5.5mm x 12m (7/32" x 40') cable.
  - Manual hand crank.
  - Pulley block for double-line applications.
  - 60 amp standard wiring harness.

Part No.	Description	Suggested Boat Size
JPW6465	915 Powerwinch	6-9m (22-29ft) or 4309kg

*\* Boat size and weight is approximate and varies depending on boat type. When calculating boat weight, use the fully loaded weight that includes boat, motor, fuel, water, gear etc.*



(Dimensions in mm)

Powerwinch 915 Replacement Parts - see exploded diagram opposite

JPW Part No.	Powerwinch Code	Description	Item
-	R001276	Replacement Cable	A
PW001298	R001298	Clutch Washer Kit	B
-	R001297	Clutch Kit	C
-	R001299	Locking Bearing Kit	D
-	R001309	Socket Kit *	E
PW001288	R001288	Levelwind Plate Kit *	F
PW001289	R001289	Bearing Kit	G
-	R001303	Gear Kit	H
-	R001304	Cover Kit *	I
-	R001306	Shaft Kit	J
-	R001486	Fastener Kit	K
-	R001310	Motor With Gear	L

JPW Part No.	Powerwinch Code	Description	Item
PW7830201	P7830201AJ	Wiring Harness	M
PW7904300	P7904300AJ	Pulley Block	N
-	P7704100AJ	Emergency Hand Crank	O
-	R001305	Remote Control Kit	P
-	R001487	Relay Solenoid Kit	Q

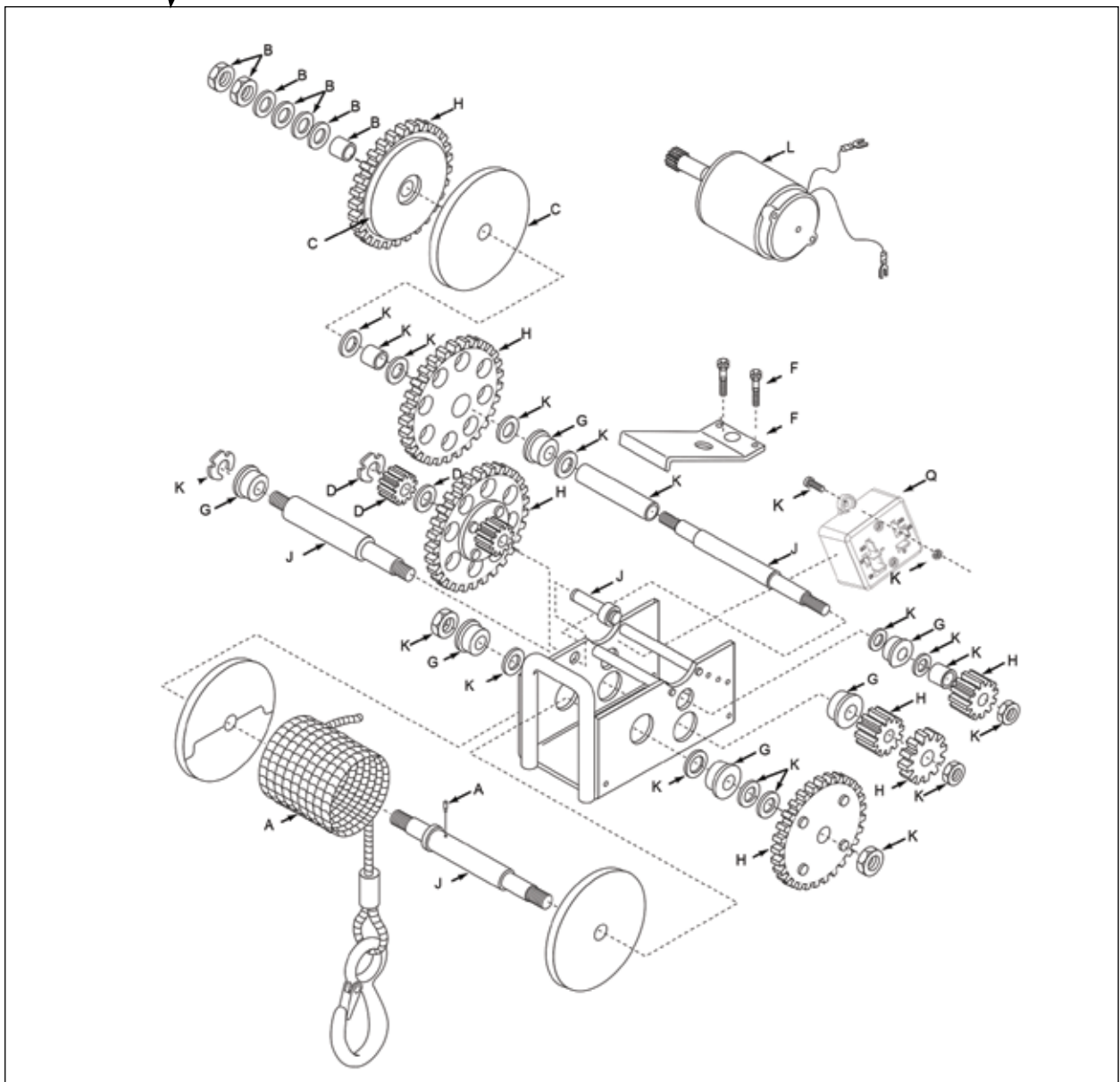
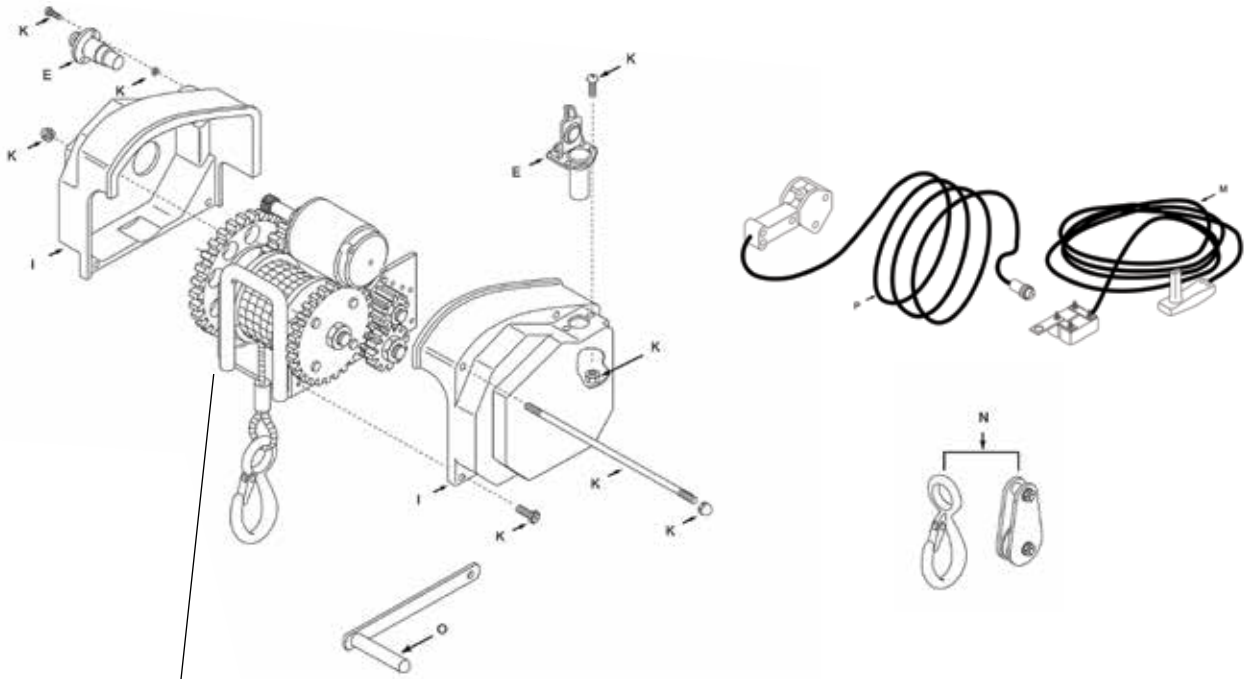
Accessories:			
PW7702101	P7702101AJ	Universal Bumper Wiring Kit	-

- Notes:
- Kits marked \* include fasteners.



# Powerwinch 915 Trailer Winch - Exploded Diagram

**Powerwinch**



## Powerwinch RC23 Trailer Winch - Power-In with Wireless Remote and Light

The RC23 Trailer Winch has the added convenience of a light enclosed in the trailer winch casing to assist at night. You can also enjoy the luxury of effortless trailer loading with the use of the wireless remote control. Also includes wiring harnesses and all hardware necessary for installation, plus an emergency crank that stores conveniently in its cover.

- Max. boat weight: 3400kg (7,500 lbs).
- Vertical lift capacity of 1088kg (2400 lb) single line, or double pull/line capacity 1950kg (4300 lbs) - Not to be considered or used as a hoist.

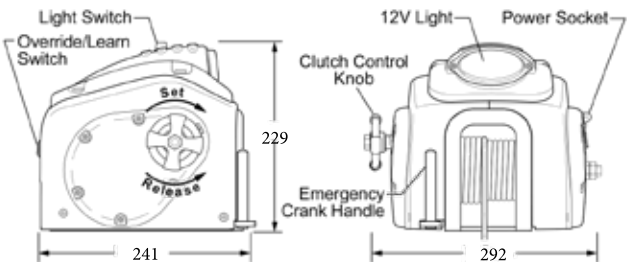


### Features:

- Wireless remote operated.
- In-built light for low light use.
- Remote power-in/freewheel-out operation.
- Manual override on back of winch.
- Pulley block for double line applications.
- Line speed 14 FPM.
- 12 volt operating power.
- 5.5mm x 12m (7/32" x 40') cable.
- Manual hand crank.
- 60 amp standard wiring harness.

Part No.	Description	Suggested Boat Size
JPW6463	RC23 Powerwinch	5-7m (17-23ft) or 3400kg

\* Boat size and weight is approximate and varies depending on boat type. When calculating boat weight, use the fully loaded weight that includes boat, motor, fuel, water, gear etc.



(Dimensions in mm)

## Powerwinch RC23 Replacement Parts - see exploded diagram opposite

JPW Part No.	Powerwinch Code	Description	Item
PW001333	R001333	Cover Kit	1
PW5594700	P5594700AJ	Hand Crank Handle	2
PW7188800	P7188800AJ	Replacement Cable	3
PW7904300	P7904300AJ	Pulley Block Kit	4
PW7830201	P7830201AJ	Wire Harness w/ items 6 & 7	5
PW7810500	P7810500AJ	Plug, Wire Harness	6
PW7837300	P7837300AJ	Circuit Breaker, 60amp	7
PW7810300	P7810300AJ	Power Socket	8
PW001501	R001501	Key FOB Remote	9
PW001500	R001500	Receiver Module	10
See Notes		Fuse, In-Line, 5A, 12V	11
Included in Item #10		Switch, Learn/Override	12
PW55908	P55908	Bulb	13
-	R001312	Lens Replacement Kit	14
NLA use Item #16		Light Replacement Kit	15
PW001728	R001728	LED Light Kit	16
PW001320	R001320	Switch, Light	17

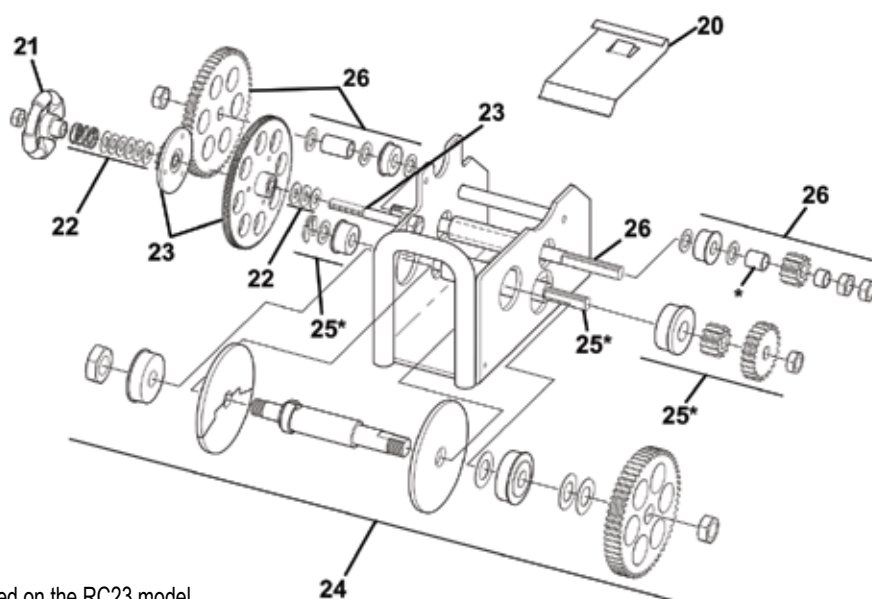
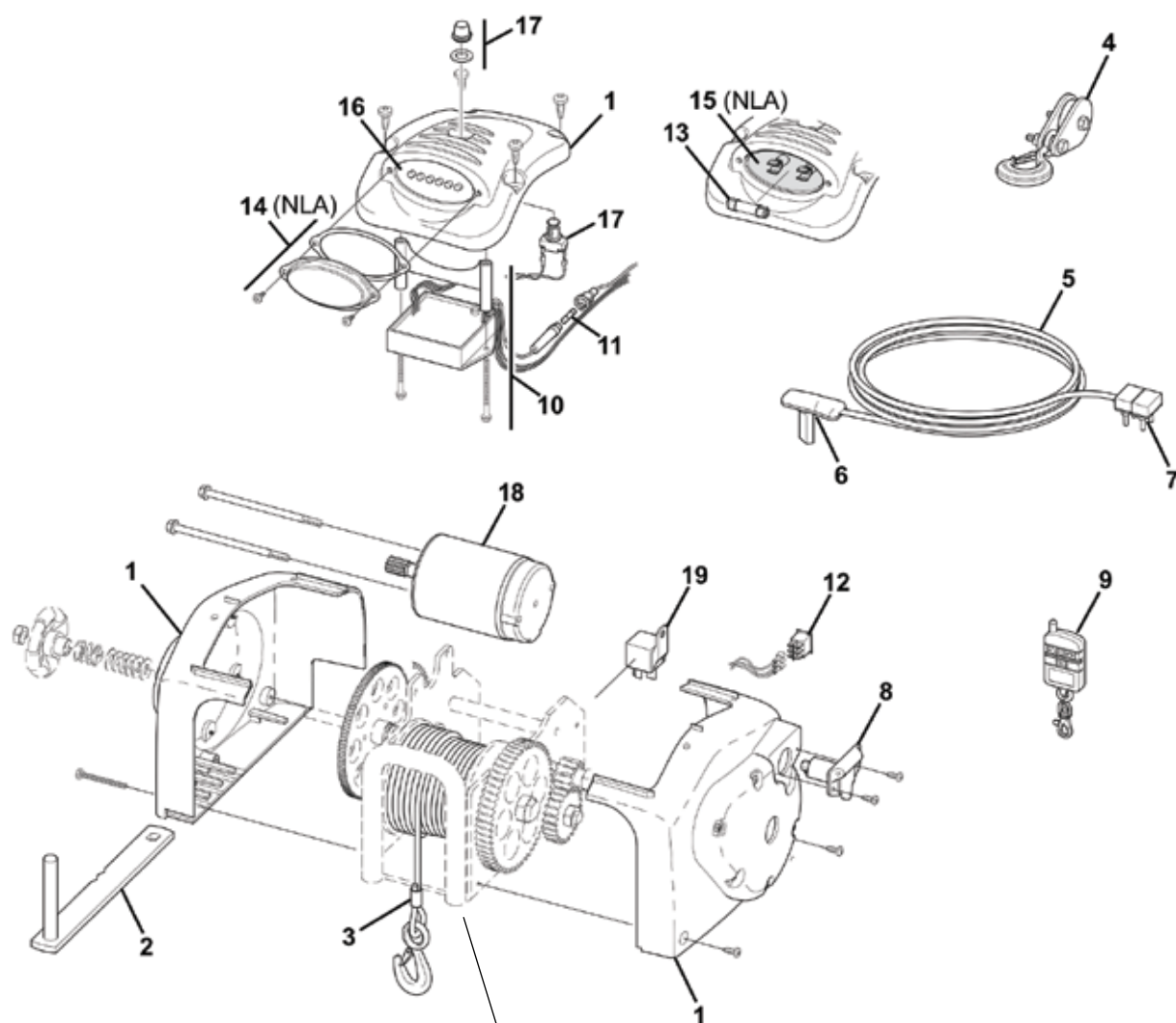
JPW Part No.	Powerwinch Code	Description	Item
PW001287	R001287	Motor Assy	18
PW001317	R001317	Solenoid	19
PW001275	R001275	Level Wind Plate	20
PW001314	R001314	Clutch Knob	21
PW7160901	P7160901	Clutch Spring & Washer Kit	22
PW91011	P91011	12T Stud & Gear Kit	23
PW91007	P91007	Drum Shaft & Gear Kit	24
PW91010	P91010	Rear Shaft & Gear Kit	26

### Notes:

- Item 11: The in-line fuse is a standard automotive AGC glass type fuse. Required rating is 5A, 12V. Fuses are available at local automotive parts stores.
- Item 12: The learn/override switch is part of Item 10: The receiver module.
- Item 15: Light Replacement Kit with reflector, clips, bulb and lens kit is no longer available. Order Item 16: LED Light kit.

## Powerwinch RC23 Trailer Winch - Exploded Diagram

**Powerwinch**



Parts marked with \* are not used on the RC23 model.



## Powerwinch RC30 Trailer Winch - Power-In with Wireless Remote and Light

**Powerwinch**

The RC30 Trailer Winch has the added convenience of a light enclosed in the trailer winch casing to assist at night. You can also enjoy the luxury of effortless trailer loading with the use of wireless remote control. Also includes wiring harnesses and all hardware necessary for installation, and an emergency crank that stores conveniently in the cover.



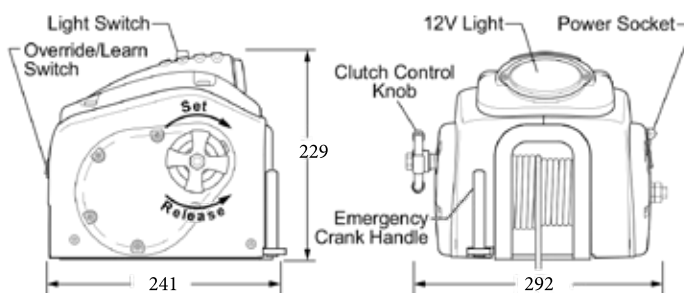
- Max. boat weight: 5216kg (11,500 lbs).
- Vertical lift capacity of 1815kg (4000 lb) single line, or double pull/line capacity 3400kg (7500 lbs) - Not to be considered or used as a hoist.

### Features:

- Wireless remote operated.
- Built-in Light for low light use.
- Remote power-in/freewheel-out operation.
- Manual override on back of winch.
- Pulley block for double line applications.
- Line speed 8 FPM.
- 12 volt operating power.
- 7/32" x 40' (5.5mm x 12m) cable.
- Manual hand crank.
- 60 amp standard wiring harness.

Part No.	Description	Suggestest Boat Size
JPW6464	RC30 Powerwinch	7-9m (23-30ft) or 5200kg

\* Boat size and weight is approximate and varies depending on boat type. When calculating boat weight, use the fully loaded weight that includes boat, motor, fuel, water, gear etc.



(Dimensions in mm)

## Powerwinch RC30 Replacement Parts - see exploded diagram opposite

JPW Part No.	Powerwinch Code	Description	Item
PW001311	R001311	Cover Kit	1
PW5594700	P5594700AJ	Hand Crank Handle	2
PW7188800	P7188800AJ	Replacement Cable	3
PW7904300	P7904300AJ	Pulley Block Kit	4
PW7830201	P7830201AJ	Wire Harness w/ items 6 & 7	5
PW7810500	P7810500AJ	Plug, Wire Harness	6
PW7837300	P7837300AJ	Circuit Breaker, 60amp	7
PW7810300	P7810300AJ	Power Socket	8
PW001501	R001501	Key FOB Remote	9
PW001500	R001500	Receiver Module	10
See Notes		Fuse, In-Line, 5A, 12V	11
Included in Item #10		Switch, Learn/Override	12
PW55908	P55908	Bulb	13
-	R001312	Lens Replacement Kit	14
NLA use Item #16		Light Replacement Kit	15
PW001728	R001728	LED Light Kit	16
PW001320	R001320	Switch, Light	17

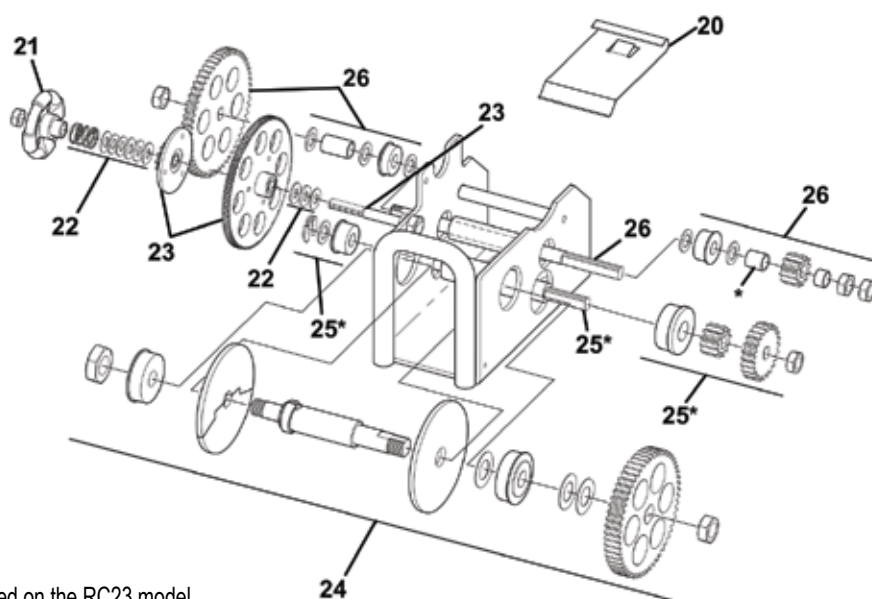
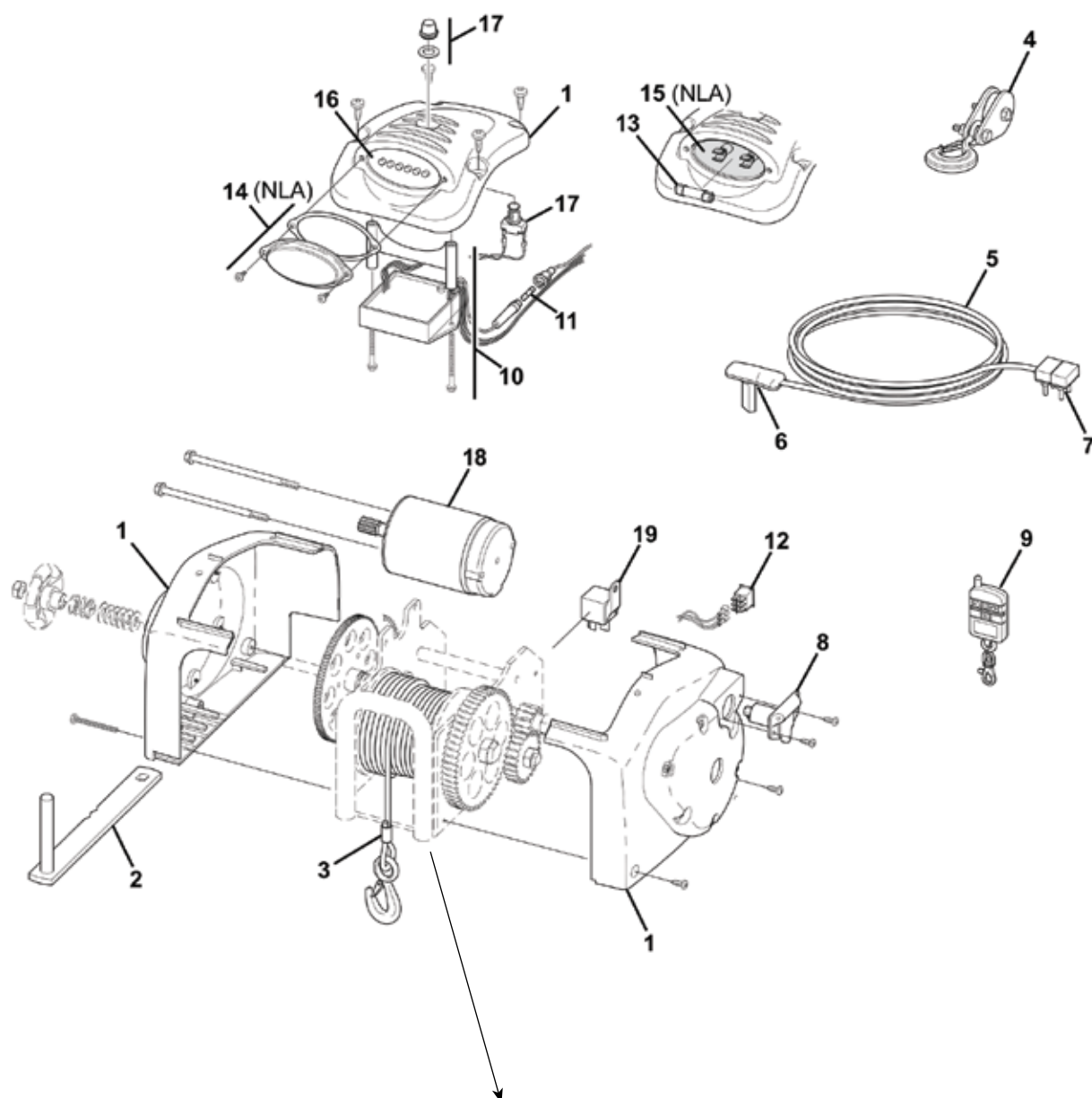
JPW Part No.	Powerwinch Code	Description	Item
PW001295	R001295	Motor Assy	18
PW001317	R001317	Solenoid	19
PW001275	R001275	Level Wind Plate	20
PW001314	R001314	Clutch Knob	21
PW7160901	P7160901	Clutch Spring & Washer Kit	22
PW91012	P91012	12T Stud & Gear Kit	23
PW91007	P91007	Drum Shaft & Gear Kit	24
PW91008	P91008	Intermediate Shaft & Gear Kit	25
PW91010	P91010	Rear Shaft & Gear Kit	26

### Notes:

- Item 11: The in-line fuse is a standard automotive AGC glass type fuse. Required rating is 5A, 12V. Fuses are available at local automotive parts stores.
- Item 12: The learn/override switch is part of Item 10: The receiver module.
- Item 15: Light Replacement Kit with reflector, clips, bulb and lens kit is no longer available. Order Item 16: LED Light kit.

# Powerwinch RC30 Trailer Winch - Exploded Diagram

Powerwinch



Parts marked with \* are not used on the RC23 model.

## Over Boat Ratchet Light Duty - Coated 'S' Hooks

Light duty ratchet has a handy rubber grip for extra comfort while operating. The webbing strap is a good thickness for durability, making this an excellent all-rounder, general use tie down.

- Plastic-coated 'S' hooks on both ends.
- Sold individually.



Part No.	Width (mm)	Length (m)	Lashing Capacity (kg)
JPW6583	25	4.5	350

## Over Boat Ratchet Medium Duty - Coated 'S' Hooks

Excellent all-rounder for mid-sized applications (tradies, couriers, etc), this webbing strap offers durability and strength.

- Plastic-coated 'S' hooks at both ends.
- Sold individually.



Part No.	Width (mm)	Length (m)	Lashing Capacity (kg)
JPW6586	50	6	600

## Over Boat Ratchet Light Duty - Stainless Steel 'S' Hooks

Light duty ratchet strap with marine 304-grade stainless steel 'S' hooks. The webbing strap is a good thickness for durability.

- Ideal for use with smaller tinnies.
- Sold individually.



Part No.	Width (mm)	Length (m)	Lashing Capacity (kg)
JPW6580	25	4.5	200

## Over Boat Ratchet Medium Duty - Coated 'S' Hooks

JUST STRAPS

Designed for any mid sized boat with large plastic-coated 'S' hooks on both ends for scratch resistance and hook protection.

- Most popular ratchet strap for its size.
- Sold individually.



Part No.	Width (mm)	Length (m)	Lashing Capacity (kg)
JPW6614	50	5.5	550

## Over Boat Ratchet Light Duty - Coated 'S' Hooks

JUST STRAPS

General purpose ratchet strap, ideally suited for small tinnies.

- Plastic-coated 'S' hooks at both ends for scratch resistance and hook protection.
- Australian made quality.
- Sold individually.



Part No.	Width (mm)	Length (m)	Lashing Capacity (kg)
JPW6613	25	4.3	250

## Over Boat Ratchet Medium Duty - Stainless Steel 'J' Hook

JUST STRAPS

Popular over boat tie down with a unique 304-grade stainless steel swivel 'J' hook ratchet, with 'S' hook on strap end.

- Suits mid-sized boats.
- Sold individually.



Part No.	Width (mm)	Length (m)	Lashing Capacity (kg)
JPW6607	50	5.5	550

## Over Boat Ratchet Light Duty - Stainless Steel 'S' Hooks

JUST STRAPS

This light duty and good quality strap suited for small tinnies and inflatable boats.

- Similar style to JPW6613, but with a 304-grade stainless steel ratchet and 'S' hooks.
- Sold individually.



Part No.	Width (mm)	Length (m)	Lashing Capacity (kg)
JPW6609	25	4.3	250

## Over Boat Centre Ratchet Heavy Duty - Coated 'S' Hooks

JUST STRAPS

Heavy duty polyester webbing over boat tie downs with adjustable stainless steel centre buckle with a spring-loaded lock.

- PVC-coated 'S' hooks on each end.
- Sold individually.



Part No.	Width (mm)	Length (m)	Lashing Capacity (kg)
JPW6620	45	5.5	550



## Transom Ratchet Light Duty - Coated 'S' Hooks

An excellent all-rounder general use tie down for over the transom. Features a rubber handle grip for operator comfort and thick webbing strap for reliable durability.

- Plastic-coated 'S' hooks.
- Suitable for small tinnies.
- Supplied as a pair.



Part No.	Width (mm)	Length (m)	Lashing Capacity (kg)
JPW6584	25	1.5	350

## Transom Ratchet Light Duty - Stainless Steel 'S' Hooks

This pair of ratchet straps with marine 304-grade stainless steel 'S' hooks, is suitable for use on the rear of a small tinnie.

- Durable polyester webbing strap.
- Supplied as a pair.



Part No.	Width (mm)	Length (m)	Lashing Capacity (kg)
JPW6581	25	1.5	200

## Transom Ratchet Medium Duty - Coated 'S' Hooks

Easy to operate over lever buckle is a great alternative to the over boat ratchet strap. The webbing offers stability over the transom.

- Plastic-coated 'S' hooks.
- Excellent for strapping down small to medium tinnies.
- Supplied as a pair.



Part No.	Width (mm)	Length (m)	Lashing Capacity (kg)
JPW6582	50	1.6	200

## Transom Ratchet Heavy Duty - Stainless Steel 'J' Hooks

Heavy duty 304-grade stainless steel ratchet with unique swivel 'J' hook. Ideal for mid size boats and most popular for its size.

- Supplied as a pair.



Part No.	Width (mm)	Length (m)	Lashing Capacity (kg)
JPW6615	25	1.5	350

## Tie Down Light Duty - Side Release Buckle

**JUST STRAPS**



For use as a lightweight restraining strap for roof racks, with a side-release buckle.

- General purpose strap for small articles (surfboards, etc).
- Supplied as a pair.



Part No.	Width (mm)	Length (m)	Lashing Capacity (kg)
JPW6610	25	2.5	50

## Tie Downs Medium Duty - Cam Buckle

Easy-to-use metal die-cast cam buckle that's great for any small application as a universal strap.

- Polyester webbing for superior strength and durability.
- Supplied as a pair.



Part No.	Width (mm)	Length (m)	Lashing Capacity (kg)
JPW6587	25	1.2	100
JPW6588	25	2.5	100
JPW6589	25	3.5	100

## Tie Down Medium Duty - Cam Buckle

**JUST STRAPS**



These medium weight roof rack straps are made from polyester webbing for superior durability and are excellent for just about any use.

- Versatile and easy to use.
- Die-cast alloy medium duty buckle.
- Supplied as a pair.



Part No.	Width (mm)	Length (m)	Lashing Capacity (kg)
JPW6612	25	3.5	75

## Heavy Duty Rubber Tie Down Straps

Black natural rubber straps with high stretch (70-80%) and durability.

- Supplied complete with zinc-plated hooks and 'warning' stickers.



Part No.	Width (mm)	Length (mm)
JPW6381	18	380
JPW6382	20	530
JPW6383	20	780

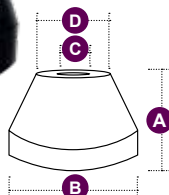
## Rollers - Rubber

Black rubber rollers are UV-stabilised, bushed and suitable for fibreglass hulls.

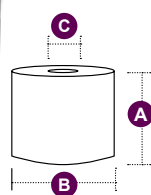
Part No.	Type	Dimensions (mm)				
		A	B	C	D	E
JPW6651	6" Deep V Keel	150	90	17	40	38
JPW6653	6" Sydney Keel	150	60	17	62	38
JPW6654	4.5" Cotton Reel	110	70	17	50	50
JPW6656	6" Cotton Reel	150	70	17	90	51
JPW6664	8" Cotton Reel	200	70	17	140	52
JPW6657	6" Jumbo Keel	145	120	17	60	70
JPW6658	7" Jumbo Keel	175	125	17	65	73
JPW6659	8" Concave	200	70	20	47	-
JPW6660	12" Concave	305	95	25	62	-
JPW6661	Transom Tapered	63	77	17	52	-
JPW6662	Transom Round	63	77	17	-	-



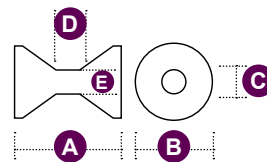
Transom Tapered  
JPW6661



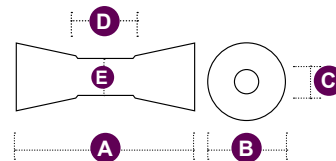
Transom Round  
JPW6662



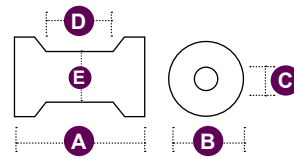
Deep V Keel  
JPW6651



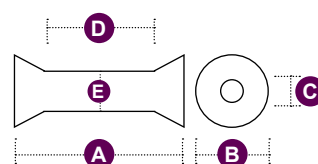
Sydney Keel  
JPW6653



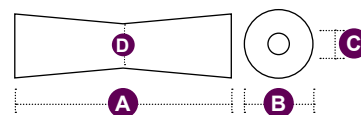
Cotton Reel  
JPW6654  
JPW6656  
JPW6664



Jumbo Keel  
JPW6657  
JPW6658



Concave  
JPW6659 / JPW6660



## Rollers - Polyurethane

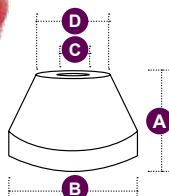
Rollers made from soft red polyurethane and outlast conventional rollers. They are less abrasive and reduce hull markings. Unbushed.

- Suitable for fibreglass hulls.

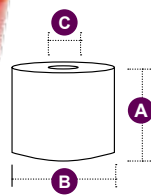
Part No.	Type	Dimensions (mm)				
		A	B	C	D	E
JPW4111	2" Bow Roller	50	50	13	13	30
JPW4211	3" Bow Roller	75	70	17	27	40
JPW6634	4.5" Cotton Reel	110	75	17	54	47
JPW6635	6" Cotton Reel	150	75	17	97	47
JPW6630	8" Cotton Reel	200	75	17	145	48
JPW6631	6" Self Centering	150	70	17	45	-
JPW6632	8" Self Centering	200	70	17	45	-
JPW6637	6" Super Keel	150	90	17	50	55
JPW6636	7" Super Keel	175	120	17	60	65
JPW6639	8" Concave	200	70	22	46	-
JPW6641	6" Sydney Keel	150	65	17	55	38
JPW6642	Transom Round	65	75	17	-	-
JPW6643	Transom Tapered	65	75	17	50	-



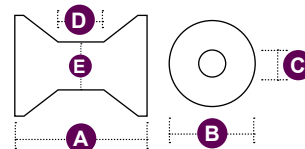
Transom Tapered  
JPW6643



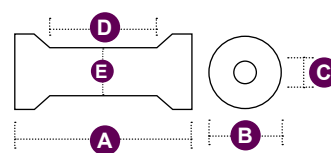
Transom Round  
JPW6642



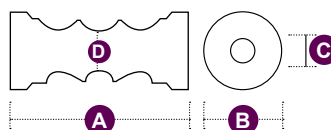
Bow Roller  
JPW4111  
JPW4211



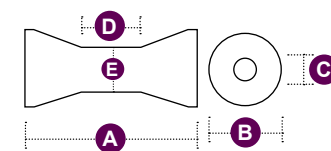
Cotton Reel  
JPW6634 / JPW6635  
JPW6630



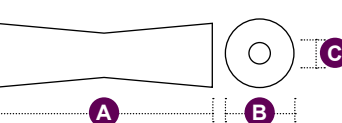
Self Centering  
JPW6631 / JPW6632



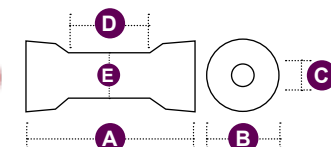
Super Keel  
JPW6636 / JPW6637



Concave  
JPW6639



Sydney Keel  
JPW6641

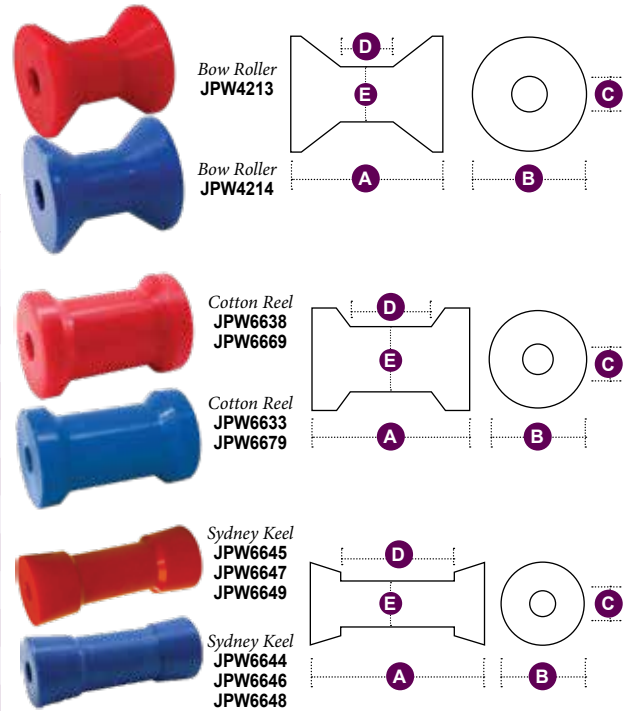


## Rollers - Polyethylene

Hard durable, high density polyethylene (HDPE) rollers are lightweight and impact resistant. High quality and non-marking. Unbushed.

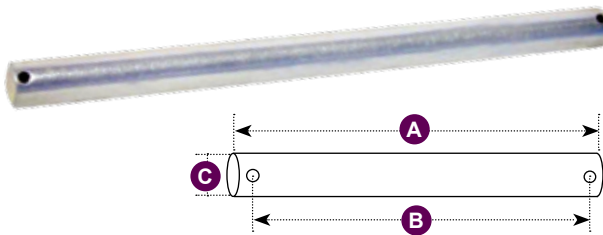
- Suitable for aluminium hulls.

Part No.	Type	Colour	Dimensions (mm)				
			A	B	C	D	E
JPW4213	3" Bow Roller	Red	74	70	17	27	47
JPW4214	3" Bow Roller	Blue	74	70	17	27	47
JPW6633	4.5" Cotton Reel	Blue	115	70	17	60	55
JPW6638	4.5" Cotton Reel	Red	115	70	17	60	55
JPW6679	6" Cotton Reel	Blue	150	70	17	85	55
JPW6669	8" Cotton Reel	Red	200	70	17	130	55
JPW6646	4" Sydney Keel	Blue	100	60	17	30	38
JPW6647	4" Sydney Keel	Red	100	60	17	30	38
JPW6644	6" Sydney Keel	Blue	150	60	17	50	45
JPW6645	6" Sydney Keel	Red	150	60	17	50	45
JPW6648	8" Sydney Keel	Blue	200	70	17	60	50
JPW6649	8" Sydney Keel	Red	200	70	17	60	50



## Trailer Roller Pins

Zinc plated trailer roller pins to suit different roller sizes.



Part No.	Dimensions (mm)			Bracket to suit
	A	B	C	
JPW6701	113	100	16	-
JPW6706	145	135	16	JPW6715 / JPW6716
JPW6707	203	193	16	JPW6717
JPW6708	240	233	16	JPW6718
JPW6704	280	270	16	-

## Boat Roller Washers and Split Pins - Stainless Steel

Pack of six stainless steel washers with split pins.

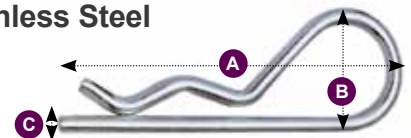
- Suits 16mm to 18mm spindle.

Part No.	Pack
JPW6700	6x washers & 6x pins



## R-Clips - Stainless Steel

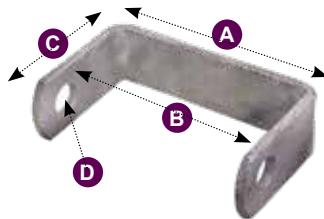
316 grade stainless steel trailer hair pins.



Part No.	Dimensions (mm)		
	A	B	C
JPW4680	48	15	2.0
JPW4681	54	16	2.5
JPW4682	60	21.5	3.0

## Trailer Roller Brackets

Hot-dipped galvanised trailer roller brackets to suit different roller sizes.




Part No.	Bracket Size (mm)				Pins to Suit
	A	B	C	Ø D	
JPW6715	120	110	75	17	JPW6706
JPW6716	130	115	75	17	JPW6706
JPW6717	170	160	75	17	JPW6707
JPW6718	220	205	75	17	JPW6708
JPW6719	220	205	75	22	-

## End Cap Rollers - Polyethylene

Hard wearing and non-marking high density polyethylene (HDPE) end cap rollers.

- Suitable for aluminium hulls.



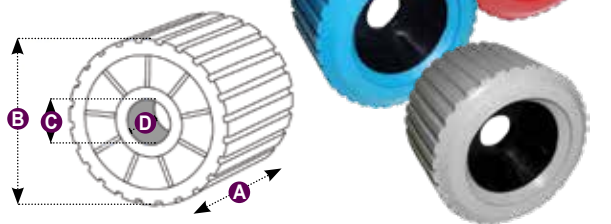
Part No.	Colour	Dimensions (mm)			
		A	B	C	D
JPW6668	Red	70	40	28	13
JPW6680	Blue	70	40	28	13



## Wobble Rollers - 26mm Bore

Hard wearing, non-marking polyurethane wobble rollers.

- Suitable for aluminium or fibreglass hulls.




Part No.	Colour	Dimensions (mm)			
		A	B	C	D
JPW6652	Red / Black	72	110	26	15
JPW6665	Blue / Black	72	110	26	15
JPW6674	Grey / Black	72	110	26	15

## Glossy Wobble Rollers - 26mm Bore

Heavy duty, hard wearing, non-marking polyurethane wobble rollers with glossy finish.

- Suitable for aluminium or fibreglass hulls.

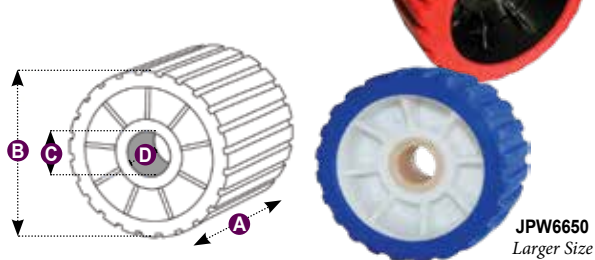


Part No.	Colour	Dimensions (mm)			
		A	B	C	D
JPW6663	Red / Black	73	110	26	14
JPW6666	Blue / Black	73	110	26	14

## Heavy Duty Wobble Rollers - 22mm Bore

Heavy duty, hard wearing, non-marking polyurethane wobble rollers.

- Suitable for aluminium or fibreglass hulls.




Part No.	Colour	Dimensions (mm)			
		A	B	C	D
JPW6667	Red / Black	73	110	22	14
JPW6650	Blue / White	73	125	22	35

## Bow Wedges

Heavy duty black rubber and polyurethane trailer V-wedges.

- Suitable for aluminium or fibreglass hulls.



Part No.	Colour	Dimensions (mm)					
		A	B	C	D	E	F
JPW6909	Black	55	52	80	85	36	13
JPW6910	Black	60	50	90	120	40	13
JPW6911	Black	75	73	95	120	50	13
JPW6912	Black	105	100	95	145	48	13
JPW6921	Red	70	55	80	105	48	14
JPW6923	Black	100	55	80	115	45	16
JPW6924	Red	45	45	75	78	32	13
JPW6925	Red	90	60	75	100	40	14
JPW6927	Red	72	35	85	105	53	14

## Ezi Guide Boat Loader



The Ezi Guide boat loading system will simply launch and assist boat retrieval by always guiding your boat safely on to the centre of your trailer.

- Suitable for powerboats and sailboats.
- Note: Boat lengths are guidelines only.




Part No.	Suits Boat Length	
	Powerboat	Sailboat
JPW6539	4.2 to 4.8m (14 to 16ft)	4.8 to 6m (16 to 20ft)
JPW6540	4.8 to 6.0m (16 to 20ft)	6 to 8.5m (20 to 28ft)
JPW6541	6.8 to 8.5m (20 to 28ft)	not rated
JPW6542	Replacement Springs to suit JPW6539	
JPW6543	Replacement Springs to suit JPW6540	
JPW6544	Replacement Springs to suit JPW6541	
JPW6545	Replacement Top Roller End Cap	
JPW6546	Replacement Main Roller	



## Smooth Trailer Bunks - Straight

Hard durable UV-stabilised, high density polyethylene bunk with excellent slip properties.

- Use as an alternative or in addition to trailer rollers.
- Suitable for fibreglass and aluminium hulls.

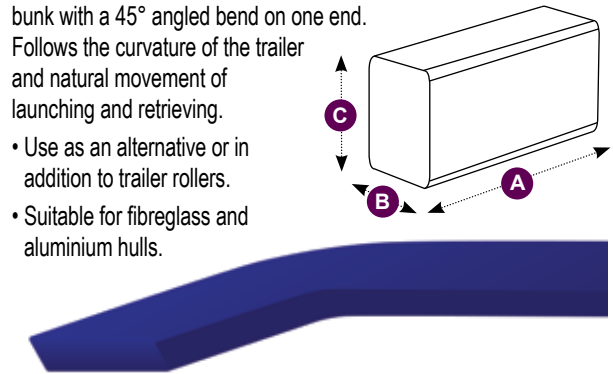


Part No.	Colour	Dimensions (mm)		
		A	B	C
JPW6758	Blue	3000	40	70
JPW6759	Red	3000	40	70

## Smooth Trailer Bunks with Bend

Hard durable UV-stabilised, high density polyethylene bunk with a 45° angled bend on one end. Follows the curvature of the trailer and natural movement of launching and retrieving.

- Use as an alternative or in addition to trailer rollers.
- Suitable for fibreglass and aluminium hulls.

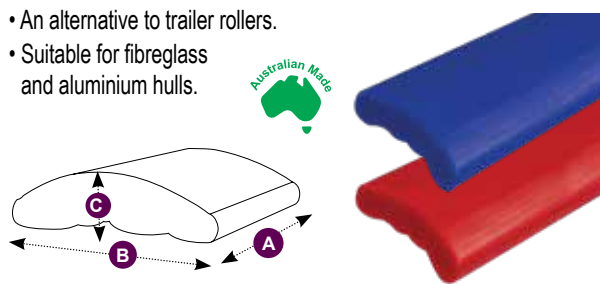


Part No.	Colour	Dimensions (mm)		
		A	B	C
JPW6760	Blue	1500	40	70
JPW6756	Blue	3000	40	70

## Trailer Skids - Plain

Durable low density polyethylene skid designed to wear, rather than marking the surface of the boat. For use on boat or jet ski trailers.

- An alternative to trailer rollers.
- Suitable for fibreglass and aluminium hulls.



Part No.	Colour	Dimensions (mm)		
		A	B	C
JPW6763	Blue	3000	50	15
JPW6764	Red	3000	50	15
JPW6765	Blue	1500	50	15
JPW6766	Red	1500	50	15

## Trailer Skids - Heavy Duty Plain

Smooth trailer skid made from durable high density polyethylene.

- Thick heavy duty strip.
- Sleek and non-marking form.
- Use as an alternative or in addition to trailer rollers.
- Suitable for fibreglass and aluminium hulls.

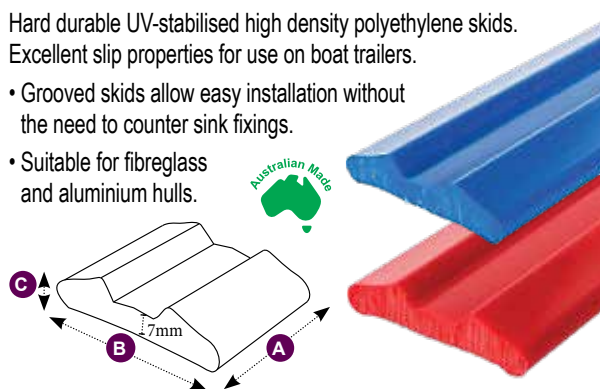


Part No.	Colour	Dimensions (mm)		
		A	B	C
JPW6749	Black	3000	57	16
JPW6750	Blue	3000	57	16
JPW6751	Red	3000	57	16

## Trailer Skids with Groove

Hard durable UV-stabilised high density polyethylene skids. Excellent slip properties for use on boat trailers.

- Grooved skids allow easy installation without the need to counter sink fixings.
- Suitable for fibreglass and aluminium hulls.




Part No.	Colour	Dimensions (mm)		
		A	B	C
JPW6753	Blue	3000	50	12
JPW6754	Red	3000	50	12

## Trailer Skid with Groove - Heavy Duty

Hard durable UV-stabilised high density polyethylene skid.

- Thicker, heavy duty strip with rounded groove.
- Easy installation without the need to counter sink fixings.
- Suitable for fibreglass and aluminium hulls.



Part No.	Colour	Dimensions (mm)		
		A	B	C
JPW6768	Black	3000	57	16

## Narva Metal Trailer Plug

Small round metal 7-pin plug.

- Amp rating per pole: 15A @ 12V.

Part No.

N82131BL



**NARVA**

## Narva Plastic Trailer Socket

Flat plastic 12-pin plug with ABS housing.

- Amp rating (7 Pole): 15A @ 12V  
(5 Pole): 35A @ 12V

Part No.

N82072BL



**NARVA**

## ARK Metal Trailer Plug

Small round metal 7-pin plug suitable for heavy duty purposes.

- Easy to use and reliable.

Part No.

JPW6312



**ARK**  
INNOVATIONAL. NOT DELUSION.

## Narva Plastic Trailer Socket

Large round plastic 7-pin plug with ABS housing.

- Amp rating per pole: 30A @ 12V

Part No.

N82052BL



**NARVA**

## ARK Plastic Trailer Plug

Small round 7-pin plastic plug.

- Features a magnetic strip to hold plug to trailer, allowing for a quick and easy assembly.

Part No.

JPW6301



**ARK**  
INNOVATIONAL. NOT DELUSION.

## Narva Trailer Adapter

7 Pin large round socket on car to 7 Pin flat plug on trailer.

Part No.

N82235BL



**NARVA**

## ARK Plastic Trailer Plug

Large flat 7-pin plastic plug

- Features a magnetic strip to hold plug to trailer, allowing for a quick and easy assembly.

Part No.

JPW6307



**ARK**  
INNOVATIONAL. NOT DELUSION.

## ARK Trailer Adaptors

Quality ARK trailer adaptor to connect car socket to trailer plugs.

- New innovative design with brass terminals.



**ARK**  
INNOVATIONAL. NOT DELUSION.

## ARK Plastic Trailer Socket

Small round 7-pin plastic plug

- Includes mounting screws, washers and nuts.

Part No.

JPW6305



**ARK**  
INNOVATIONAL. NOT DELUSION.

Part No.	Car Socket	Trailer Plug
JPW6309	7-Pin - Round	7-Pin - Flat
JPW6310	7-Pin - Flat	6-Pin - Round
JPW6311	7-Pin - Flat	7-Pin - Round

## ARK Plastic Trailer Socket

Small round 7-pin plastic plug

- Includes mounting screws, washers and nuts.

Part No.

JPW6305



**ARK**  
INNOVATIONAL. NOT DELUSION.

## Narva 7 Pin Flat Trailer Plug with Heavy Duty Connector

Super slim moulded housing with 7 pin flat socket and an additional 50A heavy duty battery connector. Easy to mount.

- Silver plated copper contacts to suit 8mm<sup>2</sup> (8B&S) cable.
- **7-Pin Flat Trailer Socket:**  
Amp rating per pole: 15A @ 12V.
- **Heavy-Duty Battery Connector:**  
Amp rating: 50A @ 12V.

Part No.

N82048BL

Dimensions  
L x W x H (mm)

133 x 120 x 30



**NARVA**

## Standard Jockey Wheels with Fixed Clamp



An affordable jockey wheel, with zinc finish, a hard-wearing solid rubber wheel and fixed bolt on / weld on clamp kit.

- 250mm maximum height extension.
- Replaceable winding handle.
- Quality zinc plating.
- Solid rubber tyre.
- Load capacity 350kg.



Part No.	Clamp Type	Wheel Size (mm)	Rim Type
JPW6550	Bolt / Weld Fixed	150	Nylon
JPW6553	Bolt / Weld Fixed	250	Steel
JPW6565	Spare 150mm Nylon Rim Wheel		
JPW6566	Spare 250mm Steel Rim Wheel		

## Standard Jockey Wheels with Swivel Clamp



The jockey wheel of choice by most trailer manufacturers. Hard-wearing, solid rubber wheel makes it easy to move on firm surfaces.

- Two clamp attachment types available.
- Replaceable winding handle.
- Load capacity 350kg.
- Quality zinc plating.
- 250mm maximum height extension.
- Solid rubber tyre.



Part No.	Clamp Type	Wheel Size (mm)	Rim Type
JPW6554	Bolt / Weld Swivel	250	Steel
JPW6555	U-Bolt Swivel	250	Steel
JPW6566	Spare 250mm Steel Rim Wheel		

## Premium Jockey Wheels with Swivel Clamp



Quality zinc-plated jockey wheels suitable for all on-road, off-road and marine uses. Easy-tilt swivel system clamp handle and Sunraysia powder coated steel rims.

- Two clamp attachment types available.
- Low-profile solid rubber tyre.
- Sealed ball bearings.
- Fold away winding handle.
- Load capacity 350kg.
- Extension 250mm.



Part No.	Clamp Type	Wheel Size (mm)	Rim Type
JPW6547	Bolt / Weld Swivel	200	Steel
JPW6548	U-Bolt Swivel	200	Steel

## Extreme Off-Road "XO" Jockey Wheels



The XO Series is probably the toughest, most advanced and versatile jockey wheel in Australia today. A highly manoeuvrable trailing yoke design with five different locking positions.

- Heavy duty swivel clamp with mounting hardware.
- Dual wheel with sealed bearings and off road tread.
- Magnetic, removable, side-winding handle.
- Sunraysia powder coated steel rims.
- Heavy duty body with rust resistant finish.
- Four adjustable height positions.
- Easy-pivot trailing yoke design.



Part No.	Weight Rating (kg)	Height Min to Max (mm)	Wheel Size (mm)
JPW6558	350	245 - 550	2 x 150
JPW6559	500	285 - 710	2 x 200
JPW6549	750	285 - 710	2 x 200

## Pneumatic Jockey Wheel with Swivel Clamp



Designed for launching and manoeuvring on sand and other similar soft ground. Features a large inflatable heavy-tread rubber wheel to cope with difficult ground conditions.

- Large inflatable heavy-tread wheel.
- 250mm maximum height extension.
- Bolt-on/weld-on swivel clamp.
- Load capacity 350kg.



JPW6567



JPW6568



JPW6556

Part No.	Clamp Type	Wheel Size (mm)	Rim Type
JPW6556	Bolt / Weld Swivel	250	Steel
JPW6567	Spare 250mm Pneumatic Steel Rim Wheel		
JPW6568	Spare Inner Tube suit 250mm Pneumatic Wheel		

## Ezi-Mover Ratchet Jockey Wheel with Fixed Clamp



Capable of manoeuvring caravans, horse floats or trailers weighing up to 2 tonnes on an even surface with minimum effort.

- 4 Functions: forward, reverse, neutral, stop/lock.
- Lever ratchet action handle 810mm long.
- 250mm maximum height extension.
- Fixed bolt on / weld on clamp kit.
- Replaceable winding handle.
- Solid rubber tyre.
- Quality zinc plating.
- Load capacity: 350kg



Part No.	Wheel Size (mm)
JPW6557	250

## Jockey Wheel U Bolts

Jockey wheel 'U' bolts.

- Galvanised.
- Supplied in pairs / includes nuts.



Part No.	Dimensions (mm)					Suit Trailer Drawbar
	Width (I.D.)	Length (I.D.)	Thread Length	Thread Dia.		
JPW6254	50-55	70	45	12		50 x 50
JPW6255	75-80	70	45	12		75 x 50
JPW6256	100-105	70	45	12		100 x 50

## Replacement Trailer Jockey Wheel Handle



For ARK Standard and Ezi-Mover Ratchet jockey wheels.

- Zinc-plated finish.



Part No.	Suits Jockey Wheels
JPW6551	JPW6550, JPW6553, JPW6554, JPW6556 & JPW6557

## Replacement Snap-on Handle for XO Jockey Wheels



For ARK Extreme Off-Road "XO" jockey wheels.

- Rust-resistant magnetic snap-on handle with soft grip.



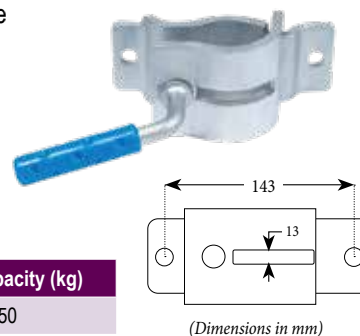
Part No.	Suits Jockey Wheels
JPW6551	JPW6549 / JPW6558 / JPW6559

## Trailer Jockey Wheel Fixed Clamp



Replacement fixed clamp bracket for ARK jockey wheels. Allows for one wheel to be used on multiple trailers.

- Fixed bolt-on/weld-on type with 2 mount holes.
- Zinc-plated finish.



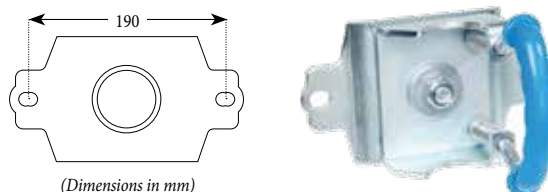
Part No.	Load Capacity (kg)
JPW6560	350

## Trailer Jockey Wheel Swivel Clamp



Replacement swivel clamp bracket for ARK jockey wheels.

- Swivel bolt-on/weld-on type with 2 mount holes.
- Zinc-plated finish.



Part No.	Load Capacity (kg)
JPW6569	350



## Trailer Coupling Lock

Heavy duty two position locking system. Secures the coupling to both a stand alone trailer or when attached to vehicle.

- Black powder coated steel.
- Supplied with padlock.



Part No.	Dimensions L x W x H (mm)
JPW6260	50 x 150 x 205

## Trailer Tow Balls

Heavy duty solid tow balls made from forged steel to Australian standards.

- Ball Diameter: 50mm (2")
- Shaft Length: 51mm



JPW6250

JPW6251

Part No.	Type	Shaft Dia.	Towing Capacity
JPW6250	Chrome Plated	7/8"	3500kg
JPW6251	Black	1"	2270kg

## Trailer Wheel Bearing Protectors

Constant lubricating bearing caps with spring-loaded centre mechanism that continually supplies grease to the inner hub and bearings.



JPW6570

JPW6572

Part No.	Includes Dust Cap	Diameter (mm)	Length (mm)
JPW6570	No	45.2	53
JPW6572	Yes	45.2	53

## Trailer Stone Guards



Protect your boat from stones and other road debris when being towed.

- Two panels with adjustable ø25mm stainless steel framework.
- Heavy duty PVC mesh with #10 surround zipper.
- Secure with included 8x U Bolts and quality webbing straps.



Part No.	Panel Width (mm)	Panel Height (mm)
JPW11295	1520	900
JPW11296	1870	1000

## Wheel Bearing Protectors / Dust Cover

To protect lubricating bearing caps when engaged with inner hub and bearings. For 5 1/2" and 6" disc, 9" and 10" hubs.

- Suits all hubs with LM series bearings.
- Black PVC or zinc-plated.



JPW6571



JPW6577

Part No.	Type
JPW6571	Black PVC
JPW6577	Zinc-Plated

## Wheel Bearing Kits

The complete kit includes a marine-grade waterproof seal and stainless steel housing, small and large bearings and split pin to suit trailer axle.

- **JPW6573:** Suits 39mm round and 40mm square trailer axle.
- **JPW6574:** Suits 45mm square trailer axle.

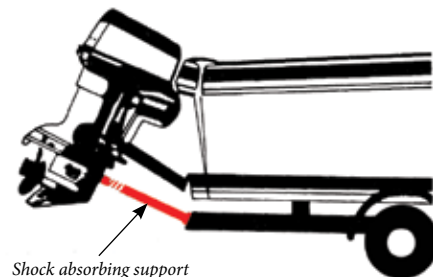


Part No.	Make	Small Bearing Cone Dia (mm)	Large Bearing Cone Dia (mm)
JPW6573	Holden	19	44.5
JPW6574	Ford	22.2	35

## Outboard Motor Support Bracket

Heavy gauge plated steel tubing with shock absorbing spring coil.

- U-end hooks over the trailer chassis and the V-end supports the motor leg.
- EDC finish for rust resistance.
- Rubber securing strap with hooks.



Part No.	Adjustable Length (mm)	Motor Power
JPW6438	510 - 770	Up to 150

# HOW TO ORDER

Select products from the catalogue or through our website using the product categories or search function. Make note of the part numbers to facilitate ordering.

## ONLINE



Login to our website  
with your customer username & password.

**[www.jpwmarine.com.au](http://www.jpwmarine.com.au)**

If you know our product codes, use the  
'Quick Order' form for a speedy checkout.


## PHONE



Call us during standard  
Western Australian business hours on

**(08) 6253 3000**  
to place order by phone.

## EMAIL



Email your order to

**[orders@jpwmarine.com.au](mailto:orders@jpwmarine.com.au)**



**JPW MARINE**  
WHOLESALE MARINE SPECIALISTS