



SHURFLO HIGH FLOW BILGE PUMP – 2000 GPH

MARINE BILGE PUMP – PRODUCT TECHNICAL DATA SHEET

OEM: 358-110-00
AFTERMARKET: 358-110-10



APPLICATION:
24V DC Marine Bilge Water Evacuation

PUMP DESIGN:
Type: Centrifugal Pump
Port: 1-1/8" Barb
Liquid: 130°F [54°C] Max
Dry-Prime: None - Flooded Inlet
Run Dry: No

ELECTRICAL:
Motor: 24V DC Permanent Magnet, Continuous Duty.
Protection: Need external fuse (not supplied)
Leads: 6ft [1.8M] Tinned, 16 AWG
Fuse: 8 Amp Recommended
Control: No Control

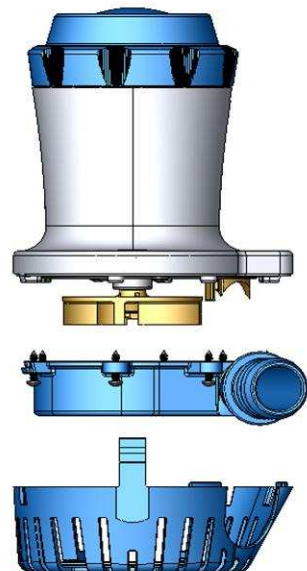
MATERIALS OF CONSTRUCTION:
Housings: High Strength Nylon
Impeller: High Strength Nylon
Hardware: Stainless Steel

AGENCY APPROVALS:
Ignition Protection 8846, CE, IMCI Certified

SHIPPING INFORMATION:
Approx. Net Weight: 5.27 Pounds [2.4 Kg] ea.
Carton Qty.: 8
Approx. Carton Weight: 40 Lbs. [18 Kg]
Approx. Carton Size: 22"L X 14"W X 10"H [55cm x 35cm x 25cm]

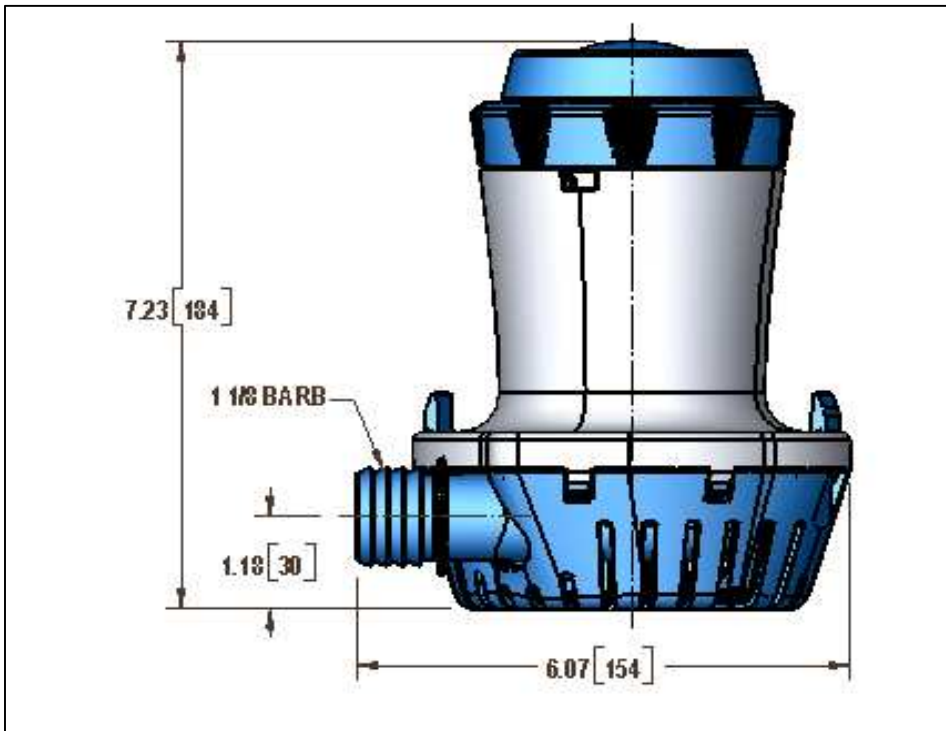
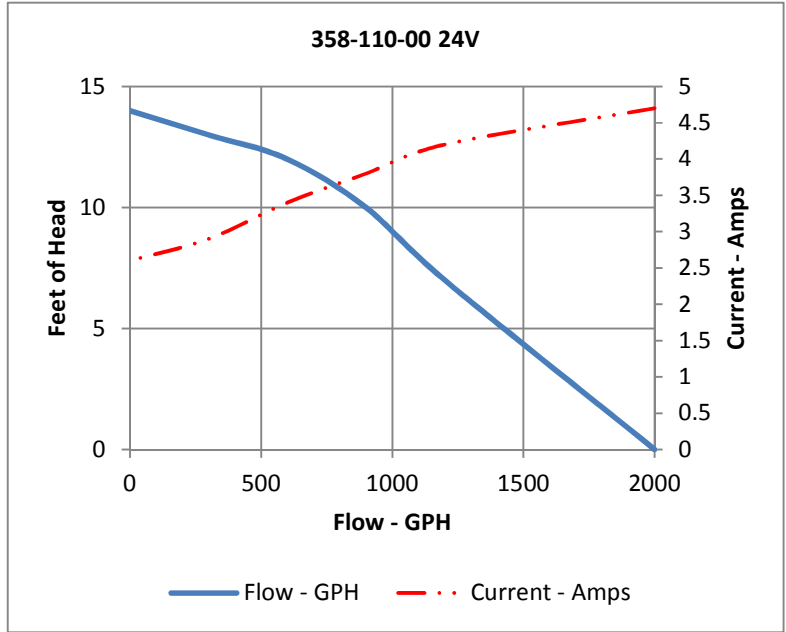
RELATED DOCUMENTS:
Catalog: MS-030-140
Application Spec Guide: MS-020-005
Installation Manual: 911-742
Aftermarket Warranty: 911-1045

EXPLODED VIEW -No repair kits available



TYPICAL PERFORMANCE

PRESSURE		FLOW		CURRENT
METERS	FT. OF HEAD	GPH	LPH	AMPS
0	0	2000	7191	4.7
2.1	7	1200	4542	4.2
3.0	10	900	3406	3.8
3.6	12	600	2271	3.4
3.9	13	300	1135	2.9
4.2	14	0	0	2.6



WATER PURIFICATION
 3545 Harbor Gateway South, Suite 103, Costa Mesa, CA 92626, (800) 854-3218 www.SHURFLO.com

All Pentair trademarks and logos are owned by Pentair, Inc. All other brand or product names are trademarks or registered marks of their respective owners. Because we are continuously improving our products and services, Pentair reserves the right to change specifications without prior notice. Pentair is an equal opportunity employer.