

**ADR - APPLICATION AND
MOUNTING INSTRUCTIONS**
ADR 48/00 Licence Plate Lamp


LED NUMBER PLATE LAMP

Multivolt capable 10 - 33 volts

One Lamp must be mounted as follows

- The lamp mounting surface must be parallel with the number plate surface.
- One lamp must be mounted at either end of the number plate, refer to diagram 1 below.

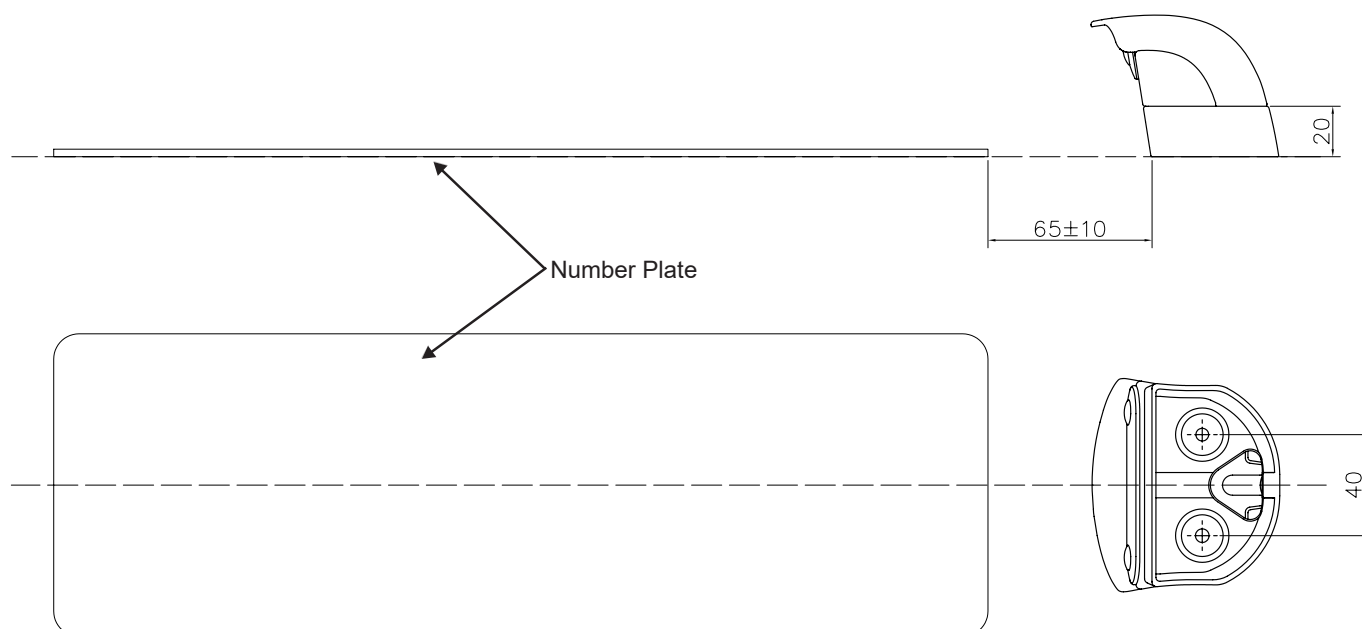
Lens Marking and ADR 13/00 Installation Requirements

This Number Plate Lamp, identified by lens marking 9640 and the  logo was manufactured to comply with ADR 48/00 Devices for Illumination of Rear Registration Plates:

- A tolerance of +/-3 degrees applies on all mounting details.
- Geometric visibility:
 - Such that the device illuminates the site of the registration plate.

NB: Only one lamp is required for ADR compliance. However two lamps can also be used, please contact Hella for alternative mounting configurations.

Diagram 1



All dimensions in millimetres

PART NUMBER	CTA NUMBER	ADR 51/00 GLOBE	LENS IDENTIFICATION NO.
2559 BULK 2KA 959 640-30x 959.640-30x	CTA-041602	N/A LED	9640

INSTRUCTION SHEET

for: **2KA 959 640-3xx / 2KA 959 640-4xx / 2559-BULK / 2559-8M**



Lamp Base Mounting Instructions

- 2559-BULK is supplied with the mounting space (P/N 9.2559.08) and extended mounting bushes (see diagram 2).
- Mounting holes up to 6.5mm Ø at 40mm centres, for 5 mm bolts, are recommended.
- For lamp mounting position see diagram 1 overleaf.
- If the lamp cable is to be routed through the mounting surface, ensure the cable hole has no sharp edges to cut or chafe the cable.

Lamp Module Instructions

- Pass cable through lamp module aperture in base and route through base.
- The cable can also be routed through the lamp cover by removing the material from the recess (see diagram 3).
- Locate the lamp module into the base, and place the locating lugs of the lamp cover into the base recesses.
- Mount the lamp module and cover with the supplied screws, and fit screw caps.

Diagram 2

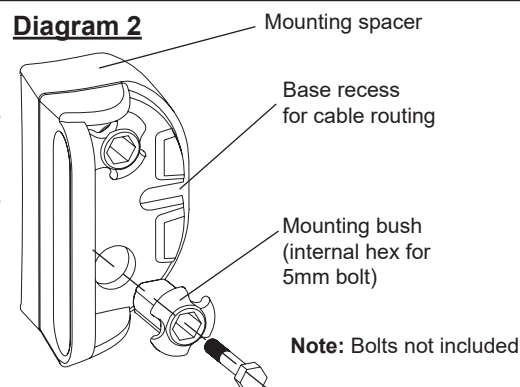
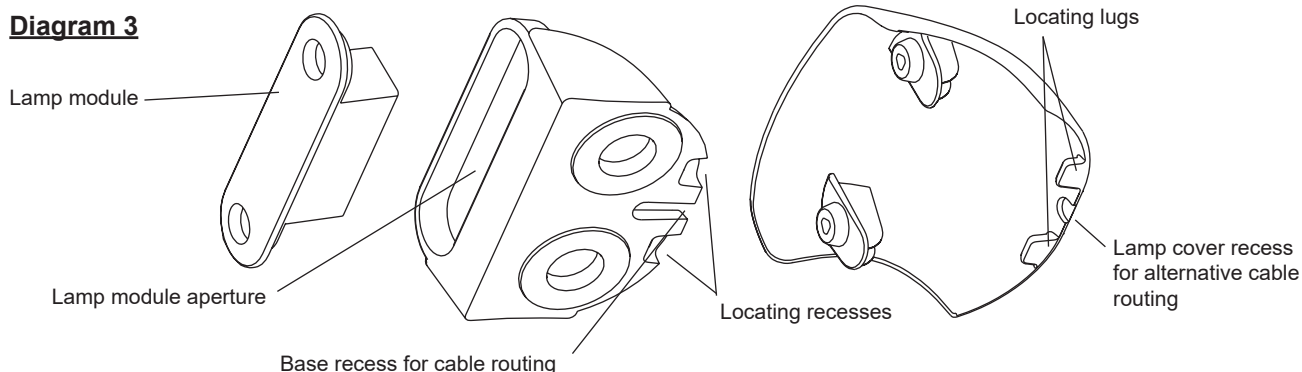


Diagram 3



Wiring Colour Coding

The LED Number Plate Lamp is **Multivolt** capable allowing full light output between 10 and 33 volts. LED lamp modules are polarity conscious. Reverse polarity will not damage this product but will inhibit its function. Hella recommends wire connections be soldered, and heat shrink tubing applied to seal the joint.

Colour	Connect to	Power Consumption
Black	Earth (-)	-
White (Red trace)	Positive (-)	0.5 watt

NB: Lamp must be protected by a fuse rated at 2 amperes maximum.

Compatibility to existing electrical systems

It is important for the installer to ascertain the compatibility of the low power consumption LED lamps with the electrical and/or electronic systems of the complete vehicle, including trailers. In most cases the reduced power consumption is beneficial by imposing less demands on the entire electrical system.

For certain functions some electrical systems rely on a set power consumption for monitoring whether, for example, a trailer is connected.

Operation of this lamp using alternating current or modulated direct voltage will cause premature light failure. HELLA recommends connecting ADR or ECE certified Multivolt LED signal and marker lamps to a continuous (unmodulated) 12V or 24V power supply to ensure safe light operation.

Warranty Statement

Congratulations! The product you have selected comes from Hella - one of the world's leading manufacturers of lighting products. The product comes with a 5 year warranty from end user purchase covering faults in materials, components or workmanship.

In the unlikely event that you should experience a confirmed warranty related problem with your purchase, Hella will, at its discretion, either repair, replace or refund the purchase price of the product.

Warranty services may be obtained by returning the product within the warranty period to the Hella Dealer where the product was originally purchased. This warranty is in addition to and does not preclude any other rights or remedies available to the consumer under any local legislation related to the provision of goods or services.

Our goods come with guarantees that cannot be excluded under the Australian Consumer Law. You are entitled to a replacement or refund for a major failure and for compensation for any other reasonably foreseeable loss or damage. You are also entitled to have the goods repaired or replaced if the goods fail to be of acceptable quality and the failure does not amount to a major failure.

This warranty does not cover:

- 1.) Claim/s as a result of normal wear and tear or of any modifications and / or alterations to the product in any shape or form.
- 2.) Claim/s as a result of non-compliance of the assembly, service and operating instructions and/or any unfit or improper use.
- 3.) Any expenses incurred in the process of making the claim.

Note: For lamps sold in Australia, warranty services are provided by Hella Australia Pty Ltd., 4 Hargrave Place, Mentone, Victoria, 3194 Australia.

Customer Service 1800 061 729

email: custservice@hella.com

https://www.hella.com/hella-au/assets/media_global/IAM_Statement_of_Warranty.pdf

For general comments about Hella's products please contact us on E-mail at techfeedback@hella.co.nz